



UTTARAN

**Independent Auditor's Report and
Audited Consolidated Financial Statements
For the year ended 30 June 2020**



AZIZ HALIM KHAIR CHOUDHURY

CHARTERED ACCOUNTANTS

Exclusive Correspondent Firm of PKF International

**Office: House # 64 (1st & 2nd Floor),
Road # 12A, Dhanmondi, Dhaka-1209**

Tel: +8802 55 00 0808, 55001839

E-mail: ahkc@ahkcbd.com

Web: www.ahkcbd.com

UTTARAN

For the year ended 30 June 2020

TABLE OF CONTENTS

SL. #	Particulars	Page #
1.	Independent Auditor's Reports	1-2
2.	Consolidated Statement of Financial Position (Balance Sheet)	3
3.	Consolidated Income and Expenditure Statement	4
4.	Consolidated Statement of Changes in Fund	5
5.	Consolidated Statement of Cash Flows (Direct Method)	6
6.	Consolidated Receipts and Payments Statement	7-8
7.	Notes to the consolidated financial statements	9-32
8.	Details of consolidated property, plant and equipment (Annexure -A/1 to A/10)	33-42
9.	Details of bank balance (Annexure -B/1 to B/3)	43-45
10.	Programme wise consolidated Statement of Financial Position (Balance Sheet) (Annexure -C)	46
11.	Programme wise consolidated Income and Expenditure Statement (Annexure -D)	47
12.	Programme wise consolidated Receipts and Payments Statement (Annexure -E)	48
13.	Notes to the Programme wise consolidated financial statements (Annexure -F)	49-64



AZIZ HALIM KHAIR CHOUDHURY

Chartered Accountants

Exclusive Correspondent Firm of PKF International

Independent Auditor's Report

To the Members of General Body of UTTARAN

Report on the Audit of the Financial Statements

Opinion

We have audited the consolidated financial statements of UTTARAN which comprise consolidated statement of financial position (Balance Sheet) as at 30 June 2020, and the consolidated income and expenditure statement, consolidated statement of changes in fund, consolidated statement of cash flows and consolidated statement of receipts and payments for the year then ended, and notes to the financial statements, including a summary of significant accounting policies.

In our opinion and to the best of our information and according to the explanations given to us, the accompanying consolidated financial statements give a true and fair view of the consolidated financial position of UTTARAN as at 30 June 2020, and of its consolidated financial performance, its consolidated cash flows and its consolidated receipts and payments for the year then ended in accordance with the basis of accounting described in note # 3 to the financial statements and other applicable laws and regulations.

Basis for Opinion

We conducted our audit in accordance with International Standards on Auditing (ISAs). Our responsibilities under those standards are further described in the Auditor's responsibilities for the audit of the consolidated financial statements section of our report. We are independent of the Organization in accordance with the International Ethics Standards Board for Accountants' Code of Ethics for Professional Accountants (IESBA Code) together with the ethical requirements that are relevant to our audit of the consolidated financial statements in Bangladesh, and we have fulfilled our other ethical responsibilities in accordance with the IESBA Code. We believe that the audit evidence we have obtained is sufficient and appropriate to provide a basis for our opinion.

Other Information

Management is responsible for the other information. The other information comprises all of the information in the Annual Report other than the consolidated financial statements and our auditor's report thereon. The Annual Report is expected to be made available to us after the date of this auditor's report.

Our opinion on the consolidated financial statements does not cover the other information and we do not express any form of assurance conclusion thereon.

In connection with our audit of the consolidated financial statements, our responsibility is to read the other information and, in doing so, consider whether the other information is materially inconsistent with the financial statements or our knowledge obtained in the audit or otherwise appears to be materially misstated. If based on the work we have performed, we conclude that there is a material misstatement of this other information, we are required to report that fact. We have nothing to report in this regard.

Responsibilities of Management and Those Charged with Governance for the Consolidated Financial Statements

Management is responsible for the preparation of consolidated financial statements that give a true and fair view in accordance with International Financial Reporting Standards (IFRSs), and for such internal control as management determines is necessary to enable the preparation of consolidated financial statements that are free from material misstatement, whether due to fraud or error.

In preparing the consolidated financial statements, management is responsible for assessing the Organization's ability to continue as a going concern, disclosing, as applicable, matters related to going concern and using the going concern basis of accounting unless management either intends to liquidate the Organization or to cease operations, or has no realistic alternative but to do so.

Those charged with governance are responsible for overseeing the Organization's financial reporting process.

Auditor's Responsibility for the Audit of the Consolidated Financial Statements

Our objectives are to obtain reasonable assurance about whether the consolidated financial statements as a whole are free from material misstatement, whether due to fraud or error, and to issue an auditor's report that includes our opinion. Reasonable assurance is a high level of assurance, but is not a guarantee that an audit conducted in accordance with ISAs will always detect a material misstatement when it exists. Misstatements can arise from fraud or error and are considered material if, individually or in the aggregate, they could

reasonably be expected to influence the economic decisions of users taken on the basis of these consolidated financial statements.

As part of an audit in accordance with ISAs, we exercise professional judgment and maintain professional skepticism throughout the audit. We also:

- identify and assess the risk of material misstatement of the consolidated financial statements, whether due to fraud or error, design and perform audit procedures responsive to those risks, and obtain audit evidence that is sufficient and appropriate to provide a basis for our opinion. The risk of not detecting a material misstatement resulting from fraud is higher than for one resulting from error, as fraud may involve collusion, forgery, intentional omissions, misrepresentations, or the override of internal control;
- obtain an understanding of internal control relevant to the audit in order to design audit procedures that are appropriate in the circumstances, but not for the purpose of expressing an opinion the effectiveness of the organization's internal control;
- Evaluate the appropriateness of accounting policies used and the reasonableness of accounting estimates and related disclosures made by management;
- Conclude on the appropriateness of management's use of the going concern basis of accounting in preparing consolidated financial statements and, based on the audit evidence obtained, whether a material uncertainty exists related to events or conditions that may cast significant doubt on the ability of the organization to continue as a going concern. If we conclude that a material uncertainty exists, we are required to draw attention in our auditor's report to the related disclosures in the consolidated financial statements or, if such disclosures are inadequate, to modify our opinion. Our conclusions are based on the audit evidence obtained up to the date of our auditor's report. However, future events or conditions may cause the organization to cease to continue as a going concern.
- Evaluate the overall presentation, structure and content of the consolidated financial statements, including the disclosures, and whether the consolidated financial statements represent the underlying transactions and events in a manner that achieves fair presentation.

We communicate with those charged with governance regarding, among other matters, the planned scope and timing of the audit and significant audit findings, including any significant deficiencies in internal control that we identify during our audit. However, we have not come across any significant audit findings.

We also provide those charged with governance with a statement that we have complied with relevant ethical requirements regarding independence, and to communicate with them all relationships and other matters that may reasonably be thought to bear on our independence, and where applicable, related safeguards.

Report on Other Legal and Regulatory Requirements

We also report the following:

- (a) we have obtained all the information and explanations which to the best of our knowledge and belief were necessary for the purposes of our audit and made due verification thereof;
- (b) in our opinion, proper books of account as required by law and MRA Act and Rules have been kept by the entity so far as it appeared from our examination of those books; and
- (c) the consolidated statement of financial position and consolidated statement of income and expenditure dealt with by the report are in agreement with the books of account.



Aziz Halim Khair Choudhury
Chartered Accountants

Signed by:

Md. Aftab Uddin Ahmed FCA
Senior Partner
ICAB Enrolment # 804

Dated, Dhaka, 11 November, 2020

UTTARAN

Consolidated Statement of Financial Position (Balance Sheet)

As at 30 June 2020

Particulars	Notes	30.06.2020	30.06.2019
		Total BDT	Total BDT
PROPERTY AND ASSETS			
Non-current assets			
Property, plant and equipment	5	128,436,482	135,468,615
Total non-current assets		128,436,482	135,468,615
Current assets			
Revolving loan to beneficiaries	6	310,537,663	334,683,310
Loans and advances	7	3,196,753	2,093,334
Investment in FDR	8	21,967,901	34,586,257
Cash and cash equivalents	9	37,036,403	59,843,112
Total current assets		372,738,720	431,206,013
Total property and assets		501,175,202	566,674,628
FUND AND LIABILITIES			
Fund and Reserves			
Fund account	10	112,613,241	143,417,890
Gratuity fund	11	3,720,759	3,739,281
Statutory reserve	12	5,442,338	5,010,104
Total fund and reserves		121,776,338	152,167,275
Non-current liabilities		-	-
Current liabilities			
Short term loan from banks	13	186,589,199	266,402,554
Loan from other organisations	14	49,407,113	29,691,606
Inter-project loan	15	-	8,497,178
Other liabilities	16	3,274,342	-
Group members' savings	17	118,559,242	91,604,321
Security money	18	1,963,338	1,565,571
Members' loan insurance	19	11,086,866	7,801,607
Loan loss provision	20	8,518,764	8,944,516
Total current liabilities		379,398,864	414,507,353
Total fund and liabilities		501,175,202	566,674,628

These financial statements should be read in conjunction with the annexed notes.

For and on behalf of Governing Body of Uttaran


Coordinator (Accounts and Finance)


Director

Signed in terms of our separate report of even date annexed.

Dhaka, Bangladesh
Dated, 11 November, 2020


Aziz Halim Khair Choudhury
Chartered Accountants

UTTARAN**Consolidated Income and Expenditure Statement
For the year ended 30 June 2020**

Particulars	Notes	2019-20	2018-19
		BDT	BDT
Income			
Grant income	21	295,813,113	237,704,199
Micro credit income	22	55,158,283	58,917,675
Other income	23	25,563,140	24,693,680
Bank interest	24	560,233	787,766
Total		377,094,769	322,103,320
Expenditure			
Personnel cost	25	88,425,023	78,367,812
Program cost	26	222,078,363	163,369,090
Administrative cost	27	29,995,392	34,815,723
Bank charge	28	391,330	583,458
Interest paid to bank		13,325,892	26,939,442
Overhead/Management cost		6,289,952	2,903,937
Loan loss provision		-	1,162,150
Depreciation		11,264,408	10,770,562
		371,770,360	318,912,174
Surplus for the year		5,324,409	3,191,146
Total		377,094,769	322,103,320

These financial statements should be read in conjunction with the annexed notes.
For and on behalf of Governing Body of Uttaran


Coordinator (Accounts and Finance)


Director

Signed in terms of our separate report of even date annexed.

Dhaka, Bangladesh
Dated, 11 November, 2020


Aziz Halim Khair Choudhury
Chartered Accountants

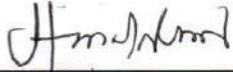
UTTARAN

Consolidated Statement of Changes in Fund For the year ended 30 June 2020

Particulars	Fund Account	Statutory Reserve	Gratuity Fund	Total
	BDT	BDT	BDT	BDT
Balance at 1 July, 2019	143,417,890	5,010,104	3,739,281	152,167,275
Surplus/(Deficit)	5,324,409	-	-	5,324,409
Transferred to Statutory reserve fund	(432,234)	432,234	-	-
Grant received	259,690,537	-	-	259,690,537
Transfer to grant income	(295,813,113)	-	-	(295,813,113)
Refunded	-	-	(18,522)	(18,522)
Adjustment for loan loss provision	425,752	-	-	425,752
Balance at 30 June, 2020	112,613,241	5,442,338	3,720,759	121,776,338

For the year ended 30 June 2019

Particulars	Fund Account	Statutory Reserve	Gratuity Fund	Total
	BDT	BDT	BDT	BDT
Balance at 1 July, 2018	101,699,952	4,707,213	3,974,425	110,381,590
Surplus/(Deficit)	3,191,146	-	-	3,191,146
Transferred to Statutory reserve fund	(302,891)	302,891	-	-
Grant received	276,533,882	-	-	276,533,882
Transfer to grant income	(237,704,199)	-	-	(237,704,199)
Refunded	-	-	(235,144)	(235,144)
Adjustment for loan loss provision	-	-	-	-
Balance at 30 June, 2019	143,417,890	5,010,104	3,739,281	152,167,275



Coordinator (Accounts and Finance)



Director

Signed in terms of our separate report of even date annexed.

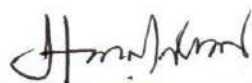
Dhaka, Bangladesh
Dated, 11 November, 2020



Aziz Halim Khair Choudhury
Chartered Accountants

UTTARAN
Consolidated Statement of Cash Flows (Direct Method)
For the year ended June 30, 2020

Particulars	2019-20	2018-19
	BDT	BDT
A. Cash flows from operating activities		
Grant receipts	259,690,537	276,533,882
Grant refunded	(18,522)	(235,144)
Micro credit income	55,158,283	58,917,675
Other income	25,563,140	24,693,680
Bank interest	560,233	787,766
Payment against expenditure	(360,505,952)	(306,979,462)
Revolving loan to beneficiaries, net	24,145,647	(57,847,698)
Net cash from operating activities: A	4,593,366	(4,129,301)
B. Cash flows from investing activities		
Acquisition of Property, Plant and Equipment	(4,232,275)	(10,251,420)
Security Deposit	-	350,000
Loans and advances	(1,103,419)	(1,285,029)
Investment in FDR	12,618,356	8,402,908
Net cash used in investing activities : B	7,282,662	(2,783,541)
C. Cash flows from financing activities		
Short term loan from banks	(79,813,355)	(3,235,887)
Loan from other organisations	19,715,507	847,296
Inter-project loan	(8,497,178)	-
Other liabilities	3,274,342	(112,951)
Group members' savings	26,954,921	(1,312,091)
Security money	397,767	76,406
Members' loan insurance	3,285,259	2,430,382
Net cash used in financing activities : C	(34,682,737)	(1,306,845)
Net increase during the year (A+B+C)	(22,806,709)	(8,219,687)
Cash and cash equivalents at beginning of the period	59,843,112	68,062,799
Cash and cash equivalents at end of the period	37,036,403	59,843,112



Coordinator (Accounts and Finance)



Director

Signed in terms of our separate report of even date annexed.

Dhaka, Bangladesh
Dated, 11 November, 2020



Aziz Halim Khair Choudhury
Chartered Accountants

UTTARAN**Consolidated Receipts and Payments Statement
For the year ended 30 June 2020**

	2019-2020	2018-19
	BDT	BDT
Receipts		
Opening balance		
Cash in hand	1,894,920	2,400,412
Cash at bank	57,948,192	65,662,387
	59,843,112	68,062,799
Receipts during the year		
Grant received	259,690,537	276,533,882
Income from micro credit program	55,158,283	58,917,675
Overhead cost received	8,917,258	2,903,937
Contribution	1,348,500	4,738,290
IDRT Contribution	-	4,030,165
Shared management cost	9,362,147	9,834,934
Interest on investment	4,003,705	2,515,606
Land lease	20,000	-
Caw Skin Sale IRW Qurbani Project	11,040	-
Net Wages received (IRW Ramadan)	449,476	-
ICS sale	410,490	299,383
Pass book sale	40	-
Loan form sale	15	-
Members admission fee	40	-
Biogas Plant Sale	1,026,000	-
Staff security received	2,974,342	-
House rent received	-	126,000
Reimbursement of expenditures	-	237,090
Service charge received as grant	14,429	8,275
Bank interest	560,233	787,766
Realised from revolving loan fund	395,229,647	444,426,382
Advance received/Fund transfer	2,493,866	704,043
Realisation from suspension account	300,000	-
Encashment of investment in FDR	34,922,061	13,718,514
Realised from group members savings	75,786,852	56,424,117
Security money	540,323	550,000
Risk fund/Members' loan insurance	3,844,030	3,160,490
Loan received from banks	-	170,000,000
Loan received from others	93,320,801	3,990,000
Inter-project loan	25,430,883	25,922,245
Loan from staff welfare fund	1,200,000	850,000
Loan from staff provident fund	1,672,750	1,240,000
Total receipts	978,687,748	1,081,918,794
Total	1,038,530,860	1,149,981,593




	2019-2020	2018-19
	BDT	BDT

Payments

Personnel cost	88,425,023	78,367,812
Program cost	222,078,363	163,369,090
Administrative cost	29,995,392	34,815,723
Bank charge	391,330	583,458
Overhead/Management cost	6,289,952	2,903,937
Capital expenditure	4,232,275	10,251,420
Paid to revolving loan fund	371,084,000	502,274,080
Interest paid to bank	13,325,892	26,939,442
Loan and advance	3,597,285	1,989,072
Investment	22,303,705	5,315,606
Grants refund	18,522	235,144
Loan refund to banks	79,813,355	173,235,887
Loan paid to others	84,975,222	3,182,704
Inter-project loan	25,430,883	25,922,245
Paid to group members' savings	48,831,931	57,736,208
Security money refund	142,556	123,594
Risk fund	558,771	730,108
Provision for expenses payment	-	112,951
Loan refund to staff welfare fund	-	450,000
Loan refund to staff provident fund	-	1,600,000
Total payments	1,001,494,457	1,090,138,481
Closing balance		
Cash in hand	1,393,867	1,894,920
Cash at bank	35,642,536	57,948,192
	37,036,403	59,843,112
	1,038,530,860	1,149,981,593

For and on behalf of Governing Body of Uttaran



Coordinator (Accounts and Finance)



Director

Signed in terms of our separate report of even date annexed.

Dhaka, Bangladesh
Dated, 11 November, 2020



Aziz Halim Khair Choudhury
Chartered Accountants

UTTARAN**Notes to the consolidated financial statements
For the year ended 30 June 2020****1. Background**

Uttaran started its development intervention to uphold the rights of the poor and underprivileged in 1985 from Jatpur village of Tala upazila under Satkhira district. Uttaran, which means 'transition', in Bangla language, is a people centered organization using a rights based approach to alleviate poverty, diversify livelihood opportunities and empower poor communities throughout the southwest region and gradually expanding to other parts of Bangladesh. Uttaran is working for last 34 years in the most inaccessible and vulnerable 47 Upazilas. In 2017-2018, with an annual expenditure of BDT.1,057,176,898 benefits nearly 265,510 households. Through a network of 42 offices, one training centre with well-developed communications and operating procedures and 683 experienced and highly qualified staff. Uttaran has strong credibility among communities and with the GoB, also secure a lead role in civil society organizations in Bangladesh. Uttaran has 683 full time staff. Uttaran maintains professional and automated financial systems to track all budgets; a fully staffed internal audit section; and possesses a strong Monitoring and Evaluation system collecting demographic information on all project beneficiaries, as well as their participation in project activities.

The organisation is registered with the Department of Social Welfare vide registration no. Satkhira. 6/85 dated 05 March 1985. Uttaran is also registered with NGO Affairs Bureau under Foreign Donations (Voluntary Activities) Regulation Ordinance 1978 vide registration no. DSS/FDO/R 255 dated 18 January 1988 and subsequently renewed on 18 January 2018 for the next ten years. Other two registrations of Uttaran are Joint Stock Companies & Firms under Societies Registration Act vide registration no. 1860 S 11188 dated 31 May 2011 and with Micro Credit Regulatory Authority issuing license to perform micro credit operations vide registration no. 01366-02704-00277 dated 15 June 2008.

In addition to micro credit program, Uttaran has the following programs:

Sl. no.	Name of the project	Funded by
1	Ramadan Support-2019 for Forcibly Displaced Myanmar National (FDMN) in Cox's Bazar, Bangladesh	Islamic Relief World (IRW)
2	Ramadan Support-2020 for Forcibly Displaced Myanmar National (FDMN) in Cox's Bazar, Bangladesh	Islamic Relief World (IRW)
3	Quarbani Programme for FDMNs in Cox's Bazar, Bangladesh	Islamic Relief World (IRW)
4	Emergency & Resilience Assistance for Forcibly Displaced Myanmar National (FDMN) in Cox's Bazar, Bangladesh	Islamic Relief World (IRW)
5	Livelihood Support for the Host Community of Teknaf and Ukhiya Upzela under Cox's Bazar, Bangladesh	Islamic Relief World (IRW)
6	Winterization Project for Rohingya Refugees in Cox's Bazar, Bangla	Islamic Relief World (IRW)
7	Transitional Shelter Assistance for the Forcibly Displaced Myanmar Nationals	Islamic Relief World (IRW)
8	Sustainable Agriculture, Food Security and Linkages (SAFAL)	Solidaridad International
9	Community Based Disaster Risk Reeducation (CBDRR)- 2019 in FDMN Camps in Cox's Bazar	World Food Programme (WFP)
10	Community Based Disaster Risk Reeducation (CBDRR)- 2020 in FDMN Camps in Cox's Bazar	World Food Programme (WFP)
11	Investment Component for Vulnerable Group Development Programme (ICVGD2nd Phase)	World Food Programme (WFP)
12	School Feeding Program (SFP)	The Directorate of Primary Education (DPE)
13	Reaching Out-of-School Children (ROSC) Phase-II Project	The Directorate of Primary Education (DPE)
14	Vulnerable Group Development Programme (VGD)	Ministry of Women and Children Affairs
15	Promoting Democratic Inclusion and Governance through Youth (PRODIGY)	British Council (BC)
16	Connecting Class Room Programme (CCR)	British Council (BC)
17	Active Citizen Youth Leder Training	British Council (BC)



Sl. no.	Name of the project	Funded by
18	WASH SDG WAI Bangladesh Sub programme implementation phase	Simavi, The Netherlands
19	Continuation of Sustainable River Basin Management Adapting Climate Change in the Southwest Bangladesh	Misereor, Germany
20	Advancing Sustainable Indigenous Agriculture in Southwest Bangladesh (ASIA)	Misereor, Germany
21	Livelihood Support for Host Community of Teknaf & Ukhiya under Cox's Bazar District	Misereor, Germany
22	Supporting Livelihood for Forcibly Displaced Myanmar Nationals (FDMNs) in Cox's Bazar	Misereor, Germany
23	Access to Public Resources and Opportunities To Increase the Rights of the Discriminated Hindered and Oppressed (APROTIRODHO) Project	Manusher Jonno Foundation (MJF)
24	Skills for Employment Investment Program (SEIP) (Tranche-1)	Palli Karma Sahayak Foundation (PKSF)
25	Skills for Employment Investment Program (SEIP) (Tranche-2)	Palli Karma Sahayak Foundation (PKSF)
26	Urban Management of Internal Migration due to climate change(UMIMCC) & Urban management of Migration of Livelihood (UMML) Project.	Deutsche Gesellschaft fur Internationale Zusammenarbeit (GIZ) GmbH
27	BGD Cyclone Amphan Response Project	Save the children
28	Life Saving Action to Support Cyclone Bulbul Affected Communities of Satkhira and Khulna District	Start Fund Bangladesh
29	Emergence Response for (COVID-19), Satkhira and Jessore District	Start Fund Bangladesh
30	Assist Marginalized People with Humanitarian Need (AMPHAN) in Khulna, Satkhira and Jashore District	Start Fund Bangladesh
31	Uttaran IDCOL ICS Program	IDCOL
32	IDCOL Bio-gas & Bio-fertilizer Program	IDCOL
33	BSRM Water Support Project	BSRM
34	Empowering Youth to Reduce Socio-Economic Vulnerabilities of the South Western Region of Bangladesh	Mr. Yoshiki Takeshima (Japan)
35	Forest Communities Livelihood Strengthening Project (FCLSP)	BCCRF-World Bank & Through Arannayk
36	Staff Reserve Fund	Staff Contribution
37	Village Sanitation Program (VSP)	Own Fund (Uttaran)
38	Assarting Marginalized Access to Right (AMAR) Project	European Union, Bangladesh

2. List of Executive Committee members

Name	Qualification	Profession	Present address
Dr. Md. Nazrul Islam	Doctor of Veterinary Medicine	Social Worker	Vill: Shakhipur, Upazilla: Debhata, Satkhira
Nimay Chandra Das	B.Com, B.Ed	Social Worker and Teacher	Vill: Kathipara Upazilla: Tala, Satkhira
Shahidul Islam	B.A (Hons), M.A	Social Worker	Vill: Jatpur, Upazilla: Tala, Satkhira
Achinta Saha	B.A (Hons), M.A	Social Worker	Vill: Jutpur Upazilla: Tala, Satkhira
Gulshan Ara	B.S.S	Social Worker	Vill: Shirasshuni, Upazilla: Tala, Satkhira
Biddyasagar Sarker	B.A (Hons), M.A	Social Worker and Teacher	Vill: Jutpur, Upazilla: Tala, Satkhira
Rohima Khatun	BSC (Hons) MSC	Social Worker and Teacher	Vill: Pasroki, Upazilla: Tala, Satkhira



3. Basis of preparation of Financial Statements

3.1 Basis of preparation

These financial statements have been prepared following accrual basis of accounting under historical cost convention. The consolidated financial statements have been prepared by consolidating all the projects of Uttaran with its general fund and micro credit program.

3.2 Reporting currency

All of assets, liabilities, capital fund, income and expenditure are denominated in BDT which is the functional currency of the organisation.

3.3 Reporting period

The financial statement of the organisation have been prepared for the year from 01 July 2019 to 30 June 2020.

3.4 Components of these consolidated financial statements

Following are the components of these financial statements:

- (i) Consolidated statement of financial position (balance sheet) as at 30 June 2020;
- (ii) Consolidated income and expenditure statement for the year ended 30 June 2020;
- (iii) Consolidated statement of changes of fund the year ended 30 June 2020;
- (ii) Consolidated cash flow statement for the year ended 30 June 2020;
- (ii) Consolidated receipts and payments statement for the year ended 30 June 2020; and
- (iii) Notes, comprising significant accounting policies and other explanatory information.

4. Significant accounting policies

4.1 Property, plant and equipment

Property, plant and equipment are stated at cost less accumulated depreciation. Depreciation is charged following different methods for different projects at prescribed rates. Rate of depreciation on various categories of property, plant and equipment are as under:

<u>Category of asset</u>	<u>Rate of depreciation (%)</u>
Building	5
Office equipment	15
Furniture and fixtures	10
Transport equipment	20

Full year's depreciation is charged on property, plant and equipment during the year of acquisition and no depreciation is charged during the year of disposal.

4.2 Cash and cash equivalents

Cash in hand, cash at bank, demand draft in transit and short-term investments in FDR have been considered as cash and cash equivalents for the preparation of the financial statements. which are held and readily available for use by the organisation without any restriction subject to an insignificant risk of changes in value.

4.3 Loan loss provision

Loan classification

Loans are classified in accordance with the guidelines of Micro Credit Regulatory Authority as noted below:

No. of days outstanding

No overdue	Regular
Overdue from 1-30 days	Watchful
Overdue from 31-180 days	Sub - standard
Overdue from 181-365 days	Doubtful
Overdue from above 365 days	Bad loan



Loan loss provisioning

Provision for loan loss is made in accordance with the guidelines of Micro Credit Regulatory Authority as noted below. Loan loss provision is also made for solar home systems program against loan to members which is not paid as per contract signed with Uttaran.

Particulars

	Rate (%)
Regular	1
Watchful	5
Sub-standard	25
Doubtful	75
Bad loan	100

Write off policy

Loan loss is written off in the financial statements having approval from competent authority if it becomes established that the loan will never be recovered.

4.4 Service charge on loan

Service charge on loan to beneficiaries, being the main source of income of micro credit program is recognised on the basis of realisation. It is collected with weekly & monthly loan repayments.

4.5 Recognition of grants

Grants from donors against reimbursement claim for beneficiaries' capacity building are shown separately from income generated by operations as income in the income statement considering the IAS-20 "Accounting for government grants and disclosure of government assistance". All donations are recorded at fair value against reimbursement claim.

4.6 Overhead expenses

Expenses incurred by the Head Office, Foundation Office, Regional Co-ordination Office, Zonal Office and Area Offices of micro credit program allocate their overhead expenses to various branches at the ratio of loan disbursement of the year.



UTTARAN

Notes to the consolidated financial statements
for the year ended 30 June 2020

Particulars	2020	2019
	BDT	BDT
5. Property, plant and equipment		
Cost		
Opening balance	256,312,812	246,061,392
Add: Addition during the year	4,232,275	10,251,420
Closing balance (A)	260,545,087	256,312,812
Depreciation		
Opening balance	120,844,198	110,073,636
Add: Charge for the year	11,264,408	10,770,562
Closing balance (B)	132,108,606	120,844,198
Written down value (A-B)	128,436,482	135,468,616
Details are shown in Annex A.		
6. Revolving loan fund		
i) Micro credit program		
Opening balance	334,663,998	276,835,612
Add: Disbursed during the year	370,683,000	502,234,080
	705,346,998	779,069,692
Less: Realised during the year	395,157,652	444,405,694
Closing balance	310,189,346	334,663,998
ii) IDCOL BIO Gas/VSC		
Opening balance	19,312	-
Add: Disbursed during the year	401,000	40,000
	420,312	40,000
Less: Realised during the year	71,995	20,688
Closing balance	348,317	19,312
Total	310,537,663	334,683,310
7. Loan and advances		
Opening balance	2,093,334	808,305
Add: Advance payment during the year	3,597,285	1,989,072
	5,690,619	2,797,377
Less: Advance adjustment during the year	2,493,866	704,043
Closing balance	3,196,753	2,093,334
8. Investment in FDR		
Opening balance	34,586,257	42,989,165
Add: Addition during the year	22,303,705	5,315,606
	56,889,962	48,304,771
Less: Encashment during the year	34,922,061	13,718,514
Closing balance	21,967,901	34,586,257
9. Cash and cash equivalents		
Cash in hand	1,393,867	1,894,920
Cash at bank	35,642,536	57,948,192
Total	37,036,403	59,843,112
Details are shown in Annex B.		



Particulars	2020	2019
	BDT	BDT
10 Fund account		
General fund		
Opening balance	143,417,890	101,699,952
Add: Surplus during the year	5,324,409	3,191,146
	148,742,299	104,891,098
Add: Grant received	259,690,537	276,533,882
	408,432,836	381,424,980
Less: Transfer to grant income	295,813,113	237,704,199
	112,619,723	143,720,781
Add: Adjustment for loan loss provision	425,752	-
	113,045,475	143,720,781
Less: Statutory reserve fund (10% of surplus)	432,234	302,891
Closing balance	112,613,241	143,417,890
11 Gratuity fund		
Opening balance	3,739,281	3,974,425
Less: refund amount	18,522	235,144
Closing balance	3,720,759	3,739,281
12 Statutory reserve		
Opening balance	5,010,104	4,707,213
Add: Addition during the year	432,234	302,891
Closing balance	5,442,338	5,010,104
13 Short term loan from banks		
(i) Prime Bank Ltd		
Opening balance	-	70,206,524
Add: Received during the year	-	-
	-	70,206,524
Less: Refund during the year	-	70,206,524
Closing balance	-	-
(ii) One Bank Ltd		
Opening balance	20,000,000	15,000,000
Add: Received during the year	-	20,000,000
	20,000,000	35,000,000
Less: Refund during the year	20,000,000	15,000,000
Closing balance	-	20,000,000
(iii) Mercantile Bank Ltd		
Opening balance	125,951,282	150,000,000
Add: Received during the year	-	50,000,000
	125,951,282	200,000,000
Less: Refund during the year	19,045,998	74,048,718
Closing balance	106,905,284	125,951,282
iv) Bangladesh Finance & Investment Company Ltd		
Opening balance	25,558,426	34,431,917
Add: Received during the year	-	-
	25,558,426	34,431,917
Less: Refund during the year	9,390,943	8,873,491
Closing balance	16,167,483	25,558,426



Particulars	2020	2019
	BDT	BDT
(v) Jamuna Bank Ltd		
Opening balance	14,892,846	-
Add: Received during the year	-	20,000,000
	14,892,846	20,000,000
Less: Refund during the year	5,000,001	5,107,154
Closing balance	9,892,845	14,892,846
(vi) Mutual Trust Bank Ltd		
Opening balance	80,000,000	-
Add: Received during the year	-	80,000,000
	80,000,000	80,000,000
Less: Refund during the year	26,376,413	-
Closing balance	53,623,587	80,000,000
Total	186,589,199	266,402,554
14 Loan from other organisations		
(i) Progoti Construction		
Opening balance	5,464,063	5,464,063
Less: Refund during the year	650,000	-
	4,814,063	5,464,063
Less: Transfer to loan and advance	-	-
	4,814,063	5,464,063
Add: Transferred from Shishithortho loan	-	-
Closing balance	4,814,063	5,464,063
(ii) Staff provident fund		
Opening balance	1,270,000	1,630,000
Add: Received during the year	1,672,750	1,240,000
	2,942,750	2,870,000
Less: Refund during the year	-	1,600,000
Closing balance	2,942,750	1,270,000
(iii) Loan from others		
Opening balance	22,557,543	21,750,247
Add: Received during the year	93,320,801	3,990,000
	115,878,344	25,740,247
Less: Refund during the year	84,325,222	3,182,704
	31,553,122	22,557,543
Add: Transfer from others loan account	8,497,178	-
Closing balance	40,050,300	22,557,543
(iv) Loan from staff welfare fund		
Opening balance	400,000	-
Add: Received during the year	1,200,000	850,000
	1,600,000	850,000
Less: Refund during the year	-	450,000
Closing balance	1,600,000	400,000
Total	49,407,113	29,691,606
15 Inter-project loan		
Opening balance	8,497,178	8,497,178
Add: Received during the year	25,430,883	25,922,245
	33,928,061	34,419,423
Less: Payment during the year	25,430,883	25,922,245
	8,497,178	8,497,178
Less: Transfer to Others Loan Account	8,497,178	-
Closing balance	-	8,497,178



Particulars	2020	2019
	BDT	BDT
16 Other liabilities		
(i) Liability for expense		
Opening balance	-	112,951
Add: Provision during the year	300,000	-
	300,000	112,951
Less: Payment during the year	-	112,951
Closing balance	300,000	-
Less: Transfer to Fund Account	-	-
	300,000	-
(ii) Staff Security Fund		
Opening balance	-	-
Add: Received during the year	2,974,342	-
	2,974,342	-
Less: Payment during the year	-	-
	2,974,342	-
Closing balance	3,274,342	-
17 Group members' savings		
Opening balance	91,604,321	92,916,412
Add: Collection during the year	75,786,852	56,424,117
	167,391,173	149,340,529
Add: Interest during the year	-	-
	167,391,173	149,340,529
Less: Refund during the year	48,831,931	57,736,208
Closing balance	118,559,242	91,604,321
18 Security money		
Opening balance	1,565,571	1,489,165
Add: Collection during the year	540,323	200,000
	2,105,894	1,689,165
Less: Refund during the year	142,556	123,594
Closing balance	1,963,338	1,565,571
19 Members' loan insurance		
Opening balance	7,801,607	5,371,225
Add: Collection during the year	3,844,030	3,160,490
	11,645,637	8,531,715
Less: Refund during the year	558,771	730,108
Closing balance	11,086,866	7,801,607
20 Loan loss provision		
Opening balance	8,944,516	7,782,366
Add: Addition during the year	-	1,162,150
	8,944,516	8,944,516
Less: Adjustment during the year	425,752	-
Closing balance	8,518,764	8,944,516



Particulars	2020	2019
	BDT	BDT
21 Grants income		
Project		
Expense for project	295,811,627	225,192,587
<u>Less: Bank interest</u>	<u>183,172</u>	<u>97,988</u>
	295,628,455	225,094,599
<u>Less: Other income</u>	<u>2,799,514</u>	<u>2,970,982</u>
	292,828,941	222,123,617
<u>Less: Fund received from centre</u>	<u>-</u>	<u>-</u>
	292,828,941	222,123,617
Other		
Grant received (note 21.1)	2,984,172	15,580,582
Total	<u>295,813,113</u>	<u>237,704,199</u>
21.1 Details of grant received		
Project		
Islamic Relief World (IRW)	84,169,287	118,568,136
Solidaridad International	35,978,762	46,015,009
World Food Program (WFP)	19,585,873	23,788,142
Bangladesh Government	12,817,298	18,592,227
SIMAVI WASH	10,186,447	15,686,570
British Council	8,614,695	10,680,176
Misereor-Germany	13,466,471	8,922,191
DFID/Manusher Jonno Foundation (MJF)	10,087,076	7,324,964
Palli Karma Sahayak Foundation	7,504,199	4,765,232
Deutsche Gesellschaft fur Internationale Zusammenarbeit (GIZ)	906,355	2,193,972
IDCOLE	400,185	326,835
Save the children	2,137,000	-
DFID/Start Fund	29,540,789	-
BSRM	3,000,000	-
European Commission	18,311,928	-
Asia Foundation	-	1,825,902
Voluntary Service Overseas (VSO)	-	860,670
World Bank & ArannAyk Foundation	-	895,000
VGD-Govt.	-	508,274
	<u>256,706,365</u>	<u>260,953,300</u>
Other		
Grant from internal food bank	-	10,284,000
ROSC	-	4,500,000
Mr. Yoshiki Takeshima (Japan)	-	486,570
BC ACYLT	-	250,000
BNPS	-	58,582
Miscellaneous	1,139,335	1,430
ESUKI KANDA- Japan	386,492	-
Crpwed Fund	10,000	-
BNPS	157,715	-
BLP- Govt.	1,059,150	-
Dr. Yshikawa	231,480	-
	<u>2,984,172</u>	<u>15,580,582</u>
Total	<u>259,690,537</u>	<u>276,533,882</u>



Particulars	2020	2019
	BDT	BDT
22 Micro credit income		
Service charge collection	51,911,326	57,868,462
Others (MCP)	1,602,499	652,293
House rent from employee	1,063,080	217,890
Pass book sale	185,510	79,840
Loan form sale	176,615	55,130
Members admission fee	161,550	44,060
Recovery of write off loan	57,703	-
Total	55,158,283	58,917,675
23 Other income		
Shared staff salary received	9,362,147	9,834,934
Contribution from members	1,348,500	4,738,290
IDRT contribution	-	4,030,165
Overhead cost received (note 23.1)	8,917,258	2,903,937
Interest on investment	4,003,705	2,515,606
ICS sale	410,490	299,383
Reimbursement of expenditures	-	237,090
House rent received	-	126,000
Service charge collection	14,429	8,275
Land lease	20,000	-
Caw Skin Sale IRW Qurbani Project	11,040	-
Net Wages received (IRW Ramadan)	449,476	-
Pass book sale	40	-
Loan form sale	15	-
Members admission fee	40	-
Biogas Plant Sale	1,026,000	-
Total	25,563,140	24,693,680
23.1 Overhead cost received		
Emergency & Resilience Assistance for Forcibly Displaced Myanmar National (FDMN)	2,480,000	2,437,604
Community Based Disaster Risk Reducation (CBDRR)	192,426	199,652
EWG	-	148,575
OPTION-VSO	-	60,000
Connecting Class Room Programme	685,237	58,106
WFP-ICVGD	110,439	-
Others	2,627,306	-
Life Saving Action to Support Cyclone Bulbul Affected Communities	317,964	-
Emergency Response for (COVID-19), Satkhira and Jessore District	190,330	-
Transitional Shelter Assistance for the Forcibly Displaced Myanmar	116,045	-
Ramadan Support for FDMNs in Cox's Bazar-2020 under Cox's Bazar	449,476	-
Qurbani Programme for FDMNs in Cox's Bazar, Bangladesh-201	327,103	-
Winterization Project for Rohingya Refugees in Cox's Bazar, Bangladesh	517,464	-
Livelihood Support for the Host Community of Teknaf and Ukhiya Union	903,468	-
Total	8,917,258	2,903,937



Particulars	2020	2019
	BDT	BDT
24 Bank interest		
MCP	71,432	291,334
General Fund	305,629	398,444
APARAJEO and SAFAL	35,486	23,513
CBDRR	-	23,620
SEIP and SIMAVI	23,467	15,925
Supporting Livelihood in FDMIN	-	8,085
CCR	105	2,048
River Basin and Education	3,516	5,896
SALE & ROSC	-	5,378
UMIMCC	1,644	5,016
IDCOL and SFP	4,460	2,448
ASIA and VSP	1,193	2,321
BDEP and PRODIGY	-	1,588
VGD	11,113	1,367
IDCOL Biogas and Bio-fertilizer Program	-	783
BGD Cyclone Amphan Response Project	1,442	-
Active Citizen Youth Leder Training	82	-
BSRM Water Support Project	16,976	-
Emergency & Resilience Assistance for Forcibly Displaced Myanmar Na	80,438	-
Staff Reserve Fund	2,351	-
ICVGD	899	-
Total	560,233	787,766
25 Personnel cost		
Salaries and benefits	86,247,617	78,144,684
Provident fund	2,177,406	223,128
Total	88,425,023	78,367,812
26 Program cost		
Food support	-	30,379,494
Alternative fuel	-	13,185,518
Cash for work	18,448,662	12,807,812
Ramadan food pack	-	12,298,771
CBT materials cost	11,134,812	8,951,476
Facilitation of training session in the PGs on good agriculture and climate smart sustainable farming practices in selected subsectors/commodities	2,550,855	6,218,021
Interest on savings	7,277,411	6,215,510
Travel allowance for participants	-	5,299,700
Cow supply	6,451,600	5,043,000
Shelter up gradation	-	4,011,964
Food support	-	2,612,979
Technical skill training session	-	2,521,273
Annual general meeting of the producer groups	-	2,330,955
Food for participant, ambassadors and project staff	-	2,284,243
BLP centre operational Cost	-	2,115,000
Food coat	-	1,892,326
Tubwell installation	-	1,286,328
BLP centre establishment cost	-	1,224,000

Particulars	2020	2019
	BDT	BDT
Demonstration and dissemination of innovative and proven climate smart technologies	1,463,495	1,110,251
Provide life skill training to the adolescents girls based on developed curriculum	-	1,102,454
Provide negotiation skill and leadership development training to the adolescents girls based on developed curriculum	1,154,899	1,076,392
Collectivizing feasible households in producer groups and formation of executive committee in the producer groups	-	1,018,455
Staff training, meeting, allowance & advocacy and campaign material	-	1,049,435
Training for CNVs on (both new and existing) nutrition, dietary diversity, IYCF, health and hygiene and SRHR (total CNV 130	537,227	923,735
Solar panel	-	879,435
Transportation loading and unloading	669,454	810,983
Building and strengthening capacity of LFs, and CLSPs by organizing training, cross visit, refreshers etc.	594,396	806,681
Cross visit for LF, LSP, associate, PG members	1,051,854	780,094
Observer fee	-	705,210
Field facilitator	-	700,000
Training venue and accommodation	-	672,000
Selling and promotional expenses	-	628,550
Bathing space	-	627,272
Capacity enhancement of entrepreneurs on business operations, planning and administration and health and safety for sanitation and waste workers	-	610,000
Establishment of goat shed for selected farmers	-	590,000
Dustbin installation	-	581,825
Enhance capacity of responsible organisations (Town Level codination committee, municipality WATSAN committee, government agencies, private sector etc) for awareness raising and demand creation	-	581,563
Collectivisation of adolescent girls and boys and establishment of adolescent club (include rent and operational cost)	591,934	579,843
Transport and distribution	-	557,192
Implementing school WASH programs ensuring proper dissemination of the WASH message through students and teachers	-	554,075
Accessing farmers to ICT based Fertilizer recommendation card in collaboration with DAE, SRDI and private sectors for improving soil health	329,433	510,441
Actively advocate with LGIs and other stakeholders for WASH rights at any platform, event and/or official gathering, media	-	508,112
Equipping adolescent club with required furniture, fixture and equipment	-	499,152
Field facilitator for program implementation	-	496,675
Training provide to PO member and legal aid supports	-	491,099
Accommodation for participant	-	483,500
National youth summit	-	481,884
Beneficiaries training/meeting /workshop/orientation	-	457,822
Training and guidance of community level organisations and entities to ensure participation in municipal planning and decision-making processes	45,000	438,163
Household sanitary latrine	-	435,025
Organise days observation, celebration of relevant national and international days to raise greater awareness	437,873	430,384
Regular executive committee meeting and review the progress in business plan/action plan	311,715	418,955
ICS production	609,682	417,549

Particulars	2020	2019
	BDT	BDT
Improve water use efficiency in the extensive Bagda farming system through introduction low cost technology	-	411,050
Regular backstopping support to lead farmers, CLSP, PCA through regular planning and coordination meeting	362,319	409,622
Strengthening capacity of Safal supported entrepreneurs for business growth	174,607	377,101
Duck rearing	-	375,000
Comprehensive and STO training	-	368,242
Establishment and strengthening of multi stakeholder coordination committee (MSCC) at LGI level where WASH demands from the communities are being brought forward	-	342,939
Travel cost	-	327,004
Training materials (handout, raw materials etc)	-	318,750
Quarterly meeting of upazila panni committee (31 members in each committee)	-	305,766
Net making	-	300,000
Handicrafts	-	300,000
Small business	-	300,000
Qurbani cost	247,569	300,000
Building capacity of new entrepreneurs on business planning and operation	94,619	275,013
Capacity enhancing activities aimed at women and social excluded at community level leading to enhanced skills like negotiation, consultation, financial management and decision making (Mother gathering and court yard meeting)	8,817	273,500
Training for school children on nutrition, health and hygiene issues in collaboration with the governing bodies of selected schools	301,230	271,750
INGO operational cost	-	270,000
On the job support on activities of local responsible organisation	22,000	259,302
Workshop venue (with multimedia and other facilities)	-	257,100
Snail business	-	250,000
Provisioning of extension services in the input shops	-	249,660
Facilitate annual general meeting of adolescent clubs	210,886	248,848
Travel time cost for trainer	-	245,296
Training on roles and responsibility of union parishad	-	234,164
Human chain and memorandum submission to ministry of LGED, DPHE and parliament standing committee on WASH for women and PWD friendly WASH facilities at public places and WASH budget and policy implementation	-	228,134
Head of department	-	227,337
Persuasion meeting with public sector key actors for demand creation and gender and social inclusion	20,240	209,170
Reactivation meeting of ward WATSAN committee	15,526	209,037
Revive and conduct TLCC meetings introducing WASH as a priority on the TLCC agenda aiming at linking activities on WASH implemented by different line agencies, local authorities and NGO's	-	208,869
Quarterly meeting of the river basin committee	248,950	207,979
Identify and contract consultants who can provide support to the local organizations that provide awareness raising and demand creation activities	35,000	205,000
Quarterly meeting with SMC and teachers	47,083	206,715
Publication research	-	200,000
Development of a peoples plan	-	200,000
School campaign on integrated and best WASH practice	53,189	198,925
Poster on best WASH practices	25,188	198,000

Particulars	2020	2019
	BDT	BDT
Quarterly meeting of union parishad with WASH federation	17,042	195,575
Observation of relevant special days like world water day, hand washing day, national sanitation month, MHM Day etc	-	193,700
Citywide "inclusive social mobilisation campaigns" in collaboration with town level coordination committee and WATSAN committee, NGOs, civil society platforms, women's groups including awareness raising at community level leading to behavioural practice generating increased demand for improved WASH facilities and services	-	191,382
Program cost	-	190,829
Increase beneficiaries access to public services	-	186,656
Climate adaptive variety	-	175,000
Dialogue with selected MFIs through workshop/meeting for developing and testing customized financial products and equity for the small holders and micro entrepreneurs	50,540	170,470
Bi-monthly meeting of cooperatives	-	163,234
Support model Safal shrimp service centre for expanding their service coverage and up scaling the model in other working areas and other commodities	53,926	156,220
Warehouse rental	168,000	156,000
Revive and conduct WLCC meetings introducing WASH as a priority on development activities on ward level	9,020	155,340
Bi monthly meeting of UMCC	103,911	155,190
Accommodation for trainer, ambassador, staff	-	148,220
Facilitating the affected people to process legal/policy/administrative requirement to claim compensation	184,000	145,000
Strengthen union WASH federation	-	143,515
Create dialogue between the private sector (meetings, visits) and PWD and women with service providers	-	142,881
Community gatherings in collaboration with town level coordination committee and WATSAN committee with service providers and financing institutes (MFI's)	-	142,679
Revive and conduct WLCC meetings introducing WASH as a priority on development activities on ward level	-	142,070
Leaflet for group members	28,128	140,500
Assist union parishad to develop and publish their WASH plans and budget	-	140,000
Project inception workshop	-	138,324
Wall painting	-	133,380
Dissemination of low cost vermin compost production methodology and promotion of organic fertilizers	156,084	128,686
Travel time food cost	-	123,533
Day observation (international water day, menstrual hygiene day, hand washing day)	10,079	119,210
Honorarium for trainer	-	119,000
Capacity enhancement of technical knowledge on menstrual hygiene products	-	118,129
Training co-ordinators accommodation, travel food and subsistence	-	114,896
Align or make local organisations responsible for project related awareness raising and demand creation activities	-	113,679
Training for staff and farmers (e.g. goat rearing, feeding system, housing management, business plan etc)	-	113,310
Internship (conveyance, communication monitoring)	-	112,500
Support staff	-	112,000
Support staff for program operation	-	112,000



Particulars	2020	2019
	BDT	BDT
Logistics (materials as per trainer/ambassadors requirement photocopy, stationeries, computer, camera, furniture, courier, staff travel, Donor travel etc	-	111,546
FTO fees	-	108,000
Visibility	50,996	104,145
Provide handholding support to some selected CNVs for emerging as "Nutrition Entrepreneurs" by engaging private sectors and linking with local health service providers (Registered Doctors)	-	98,075
Field Facilitator for program implementation	-	97,349
Assessment of gaps in need for entrepreneurs and start identifying possible new entrepreneurs	-	94,063
Training on leadership and group management	-	93,542
Meeting/workshop	-	93,127
Training on business plan development	-	92,886
Entrepreneurship development training	-	92,233
Program monitoring and reporting	-	91,655
Organise linking and networking with WASH service providers/cooperatives with the stakeholders financial institutes (MFIs, banks), private sector, local administration, Govt. departments to support business cooperatives of waste and sanitation workers	-	90,400
Demonstration plot for water sanitation and hygiene product	-	83,493
Travel cost for staff to attend various meetings outside the working area	135,518	82,475
Actively advocate for inclusion of women and socially excluded in LGIs proceeding, planning and policies in particular for WASH rights	-	79,705
International youth day celebration	-	78,975
Workshop with SMC and teachers on menstrual hygiene and promotion of hygiene kit	-	78,394
Packaging cost	-	77,728
Organise a kick-off meeting municipalities	-	74,869
Cloth for female	-	74,520
Orientation to relevant officials of MFIs and lead farmers on the process and procedures of new financial products	-	71,391
Training on marketing	26,368	69,502
Labour charge	-	69,100
Cost for M&E	-	68,674
Preparation of training materials for enhancing capacities/skills for communities	-	67,333
Community follow up meeting with youth leaders	-	65,262
Annual general meeting of the upazila panni committee	65,980	64,985
Workshop with MFI and entrepreneurs	-	64,000
Training on gender and PWD sensitisation to union parishad	-	60,031
Human chain and memorandum submission to ministry of LGED, DPHE and parliament standing committee on WASH for women and PWD friendly WASH facilities at public places	-	60,000
Assessment and certification	-	60,000
Job placement cost	-	60,000
UDCC meeting	-	59,420
Household identification, data collection and farmer selection	-	58,598
Monthly meeting	-	50,343
Agricultural extension clinic	-	50,223
Publish four poster on SRBM and peoples issue	50,000	50,000
Participatory assessment of knowledge gap of the organisation(s) responsible for awareness raising and demand creation	-	48,000
Staff recruitment and orientation	-	47,880
Inception workshop/meeting	-	47,535
Assess the gap of dalit people on accessing WASH services	-	46,184

Particulars	2020	2019
	BDT	BDT
Monthly meeting of YCS	-	45,715
Meeting with MSCC to review and lead the WASH service delivery process on quarterly basis	-	45,000
Inception meeting	-	44,838
Training and guidance introducing accountable municipal financing	-	44,240
Bi-annually community day	-	44,110
Mapping and selection of entrepreneur	-	42,300
Workshop for formation the upazila level panni committee	-	40,495
Dialogue session with private sector	10,022	40,235
Representation meeting with key actors	2,274	40,211
Promotion of micro finance loans for entrepreneurs	-	40,000
Advocacy for TRM	15,000	39,970
Program coordination at local level	8,899	39,247
Dialogue session with public sector	6,100	38,241
Dialogue session with public sector	-	37,062
WASH SDG training manual development	-	37,000
Providing stipend to journalists	21,200	37,000
Travel allowance for trainer	-	36,500
Human chain and memorandum submission to ministry of LGED, DPHE and parliament standing committee on WASH for dolit WASH nets and rights	-	36,000
Carry out activities aimed at menstrual hygiene and promotion of hygiene kit	-	35,486
Dialogue with elected representative concerned authorities and other relevant	-	34,991
Workshop with the upazila and district admin and ministry of water resource	-	34,890
Training on dolit sensitisation to UP member	-	33,255
Fodder entrepreneur training for selected farmers and necessary support	-	32,618
Quarterly meeting of the central panni committee	-	32,022
Training on safe water management to water expert in group	-	31,967
Training on good hygiene practice to 66 hygiene expert	-	31,854
Training on sanitation management and awareness to 66 sanitation expert	-	31,841
Training on gender and PWD sensitisation	-	31,021
Development of financing strategy including: micro financing, CSR governmental financing, private and private sector and banks	-	31,000
Workshop with SMC and teachers on menstrual hygiene and promotion of hygiene kit	-	30,153
Strengthen upazila multistakeholder coordination committee (UMCC)	-	30,000
Two breeding female goats (doe) per farming household	-	29,048
Manual development on entrepreneurship, demand creation strategy and marketing and business plan development	-	28,000
FGD	-	26,672
Marketing for entrepreneurs	-	25,000
Organised four field visit and situation report	-	25,000
Published news letter (3+3) In bangla (Nodi) and English (rivers and community)	-	25,000
Survey, enlisting and data based of people affected (land owner and user)	-	24,985
Organise four human chain and memorandum submission	-	24,960
Community study visit from Rajsahi	-	24,500
Staff capacity development	-	24,242
Monthly staff meeting	24,995	24,139
Three dialogue with elected	-	23,985



Particulars	2020	2019
	BDT	BDT
Social audit	-	23,852
Internship	-	22,957
Accreditation card	-	22,500
Capacity development workshop of union WATSAN committee	-	22,401
Reactivating community level entities focused on WASH (Town level coordination committee, WATSAN committee etc)	-	22,385
Honorarium for ambassadors	-	22,100
Bi-monthly meeting of cc	-	21,676
Press conference at districts level	-	20,000
Publish four leaflets on SRBM and peoples issue	20,000	20,000
Workshop with the media personnel	-	19,995
Create and strengthen dalit federation	-	19,815
Quarterly overall project coordination meetings	30,906	19,602
Capacity development workshop of union WATSAN on dalit issue	-	19,512
Providing stipend to journalists	-	18,800
Local staffing, office set up and orientation on project planning, strategic implementation	-	18,500
Annual general meeting (AGM) of the central panni committee	18,781	18,000
Staff development and capacity building	-	15,945
Workshop to strengthen + reorganise the central panni committee	-	15,980
Quarterly coordination meeting with DPE officials at Dhaka	-	15,326
Day observation (international water day, menstrual hygiene day, Hand washing day)	-	15,098
Remuneration	4,500	15,000
Training fee	-	14,777
Facilitate one new river basin committee formation meeting	-	14,000
Cordination meeting affected people and administrative officials to discussed problem and remedies to expedite compensation process (One coordination meeting every year)	13,996	14,000
Organised four public sharing meeting	28,605	13,980
Three exposure visit to TRM basin	-	12,500
Bi weekly city level project coordination meetings	4,367	12,311
Field coordinators meeting	15,400	11,200
Dialogue session with private sector	-	10,032
Private sector actor meeting	-	9,608
Warehouse electricity bill and maintence	-	9,600
Training to staff on group leadership and management/safe water management/ sanitation/hygiene	-	9,400
Courtyard meeting	-	8,378
Travel allowance for ambassadors	-	8,000
Flip chart for group meeting	7,184	7,500
Monthly project coordination meeting	11,695	6,845
Community based monitoring	62,900	6,715
Training and guidance in the process of introducing PPP arrangements in the municipality	15,000	6,599
Quarterly coordination meeting with DPE officials at upazila level	10,000	6,000
Wall painting	-	5,000
Kick off meeting	-	4,650
Enabling the community platforms for active lobbying and consequent monitoring that inclusion of women and social excluded are adequately indicated in WASH strategic plans	21,000	4,650
Sales and service centre	-	4,585
Quarterly project coordination meeting in district level	-	4,000
Meeting with UMCC on the identified issues	32,593	4,000
Travel cost	-	2,825
Reactivation meeting of union WATSAN committee	-	2,500



Particulars	2020	2019
	BDT	BDT
Yearly project planning adjustment meeting	60,324	600
Quarterly meeting of the central panni committee (51 Members)	31,998	-
Quarterly project coordination meeting in Dhaka	7,700	-
Supporting Financial Institutes for adopting and scaling up .piloted	244,973	
Orientation to relevant officials of MFIs and Lead Farmers on the	72,977	
Organize training/workshop/seminar as defined in methods	70,706	
Governance session for new PGs	207,900	
Unconditional/Multipurpose Cash Support	16,126,500	
Banner, Festun, Beneficiaries Card	25,275	
Service delivary cost	110,775	
Active Citizen non residential Training	527,500	
Community follow up meeting	191,893	
Social Action project cost	70,000	
Hygiene Kits	7,393,676	
Leaflet, Miking, Panaflex, Disinfection, NGO network, distance circling,	754,170	
Rewashable PPE for doctors nurse cleaners, lab technicians, drivers, . I	1,029,727	
Medical Camps and medicine supply to vulnerable people	429,857	
Advocacy for sustainable embankments and pumping of saline water	66,400	
Quarterly meeting of upazila panni committee(31 members in each	312,006	
Three Expouser Visit to TRM Basin	11,975	
Organize Four Human Chain and Memorandum Submission	51,625	
Human chain	35,030	
Workshop with the Upazila & district Admin & Ministry of Water	35,050	
Publication Resurch	50,000	
Work shop for TRM	24,990	
Workshop with the media personel	39,980	
Organized Four Field Visit and Situation Report	50,995	
Published NewsLetter (3+3) In Bangla (Nodi) and English (Rivers and	25,000	
Covid-19	429,995	
Warehouse Maintenance/Utilities/Electricity bill	17,948	
Transport & Distribution	620,965	
Kitchen Materials	4,421,157	
School Meal	1,702,288	
Tution Fees/Conveyance/Tiffin	795,000	
Upozila Level Workshop	29,678	
Students Enlistment	7,600	
Student Tracking	7,400	
Orientation-Student/Gurdian	9,986	
Student Registration/Councelling	55,860	
Booth Operation Management	11,200	
Venue Rent	130,000	
Training Materials	358,700	
Centre start and Closing	85,260	
Gurdian Coordination Meeting	9,840	
OHS Materials	19,001	
Participants Travel Allowance	1,546,016	
Participants Food Allowance	1,459,311	
Accomodation cost	1,732,501	
Training Room Rent	282,720	
Training Materials	220,656	
Base Line Survey	300,000	
Beneficiaries training /meeting /workshop/orientation	1,481,108	
Training provide to PO member & Legal aid supports	1,238,707	
Increase beneficieries access to public services	756,615	
Project inception workshop	5,176	
Staff Training, Meeting, Allowance & Advocacy and Campaign Material	2,583,116	
Campaign Morjodai Ghor Samota Equality through Dignity	74,178	



Particulars	2020	2019
	BDT	BDT
Contingency	149,950	
Staff development & capacity building	59,373	
Training Venue & Accommodation	1,040,320	
Fooding Cost	2,818,200	
Training Materials (Handout, Modules, Raw materiasl)	429,000	
Assesment & Certification	95,200	
Internship (Conveyance,communication,monitoring)	178,500	
Job Placement Cost	95,200	
Operation Cost:	271,660	
Wash Campaign	49,741	
Program monitoring & reporting	7,600	
Monthly Staff Coordination Meeting	23,226	
Marketing for Entreprenuers	960	
3 Demonstration Plot for Water Sanitation and Hygiene product	2,473	
Half yearly Monitoring of Entreprenuers through WASH Federation	16,500	
Research and Publication	2,500	
Issue Based Booklet development	72,000	
Yearly Project Coordination/ Adjustment Meeting	3,533	
Organize linking and networking with WASH service providers	19,471	
Promotions of loan activities for entrepreneurs support	35,000	
Capacity enhancement of entrepreneurs on business operations,	118,871	
Conduct marketing research on behalf of the entrepreneurs in the	25,000	
Promotion of CSR budget allocation and spenditure for WASH	20,000	
Organize planning process on "Citywide improved WASH service	30,000	
Revive and conduct TLCC metings introducing WASH as a priority on	12,276	
Meeting with MSCC to review and lead the WASH service delivery	3,492	
Sensitization on WASH rights on community level, consultation,	89,542	
Observation of relevant special days like World Water Day, Hand	32,439	
Preparing WASH related promotion materials, papers and other	150,076	
Preparing materials, papers and other materials for sharing and	80,847	
Facilitating the community platforms (Town Level Coordination	18,930	
Implementing school WASH programs ensuring proper dessimination of	39,428	
Carry out activities aimed at menstural Hygiene and Promotion of	4,000	
Two breeding female goats (doe) per farming household	849,848	
Leaflet/Brochure/Singboard	14,750	
Develop training module (70 Copies)	49,600	
Refresher training for farmers (e.g., goat rearing, feeding system,	16,000	
One breeding male goats (buck) per farming household	68,074	
Vaccination(six Month after), deworming(four months after), treatment	1,000	
Feeds and feeding & regular monitoring	93,841	
Land Support	307,240	
Water Plant Instalation	1,487,278	
Loos Tools (Assembling tools)	1,170	
Labour Charge	28,780	
Bio-gas Plant set up(Chula,lata pipe,gas valve etc)	251,384	
Signboard & bill board	3,255	
Sales Promotional Exp.(Per SHS)	31,580	
Goods Purchess (Inventories)	1,326,715	
Discount to Customer	128,000	
Sewing & Tailoring Traning	481,477	
Basic business & Accountant training	139,950	
Sewing machine, accessories & fabrics	1,412,360	
Beneficiary selection & coordination (meeting with camp leader)	6,500	
Consultation meeting: formation of CCC committee (4C)	20,147	
4C members traning (2 meeting)	70,000	
Establishment, equipment & furniture for CCC	2,612,308	
Community Social awarness & friendly activities	300,975	



Particulars	2020	2019
	BDT	BDT
Transportation & other logistics cost	480,260	
Procurement & other processing cost	40,583	
Visibility, banner, signboard, card, muster roll etc	57,682	
Support for host community entrepreneurs (market linkage)	320,000	
Consultation meeting for nursery development	20,025	
Entrepreneur training for nursery development	32,250	
Nursery materials & start up cost share	350,000	
Tree plantation in hill site	746,950	
Consultation meeting with host communities for local peace & discipline	20,000	
Host community members training	79,800	
Social awareness & social relation buildup activities 6 event	313,950	
Beneficiary Selection & Coordination meeting cost	8,960	
Visibility, video documentation	98,350	
Labor charges	280,000	
Borak Bamboo - each family 9 pic	577,800	
Signboard, Banner, IEC materials	53,965	
Community mobilization event	7,110	
Ramadan Food Packages	10,029,683	
Packaging Cost	307,001	
Visibility	157,296	
Labour Charge/ Temp Staff	134,114	
Staff Training	28,045	
Warm clothes	16,755,693	
Blankets	7,452,000	
Agricultural Support	5,492,694	
Distribution Cost	153,650	
Floor Mate	11,175,250	
Hygiene Kits	19,049,860	
Solar Hariken	15,684,644	
Cooking Fuel	4,122,859	
Latrin Desluge	6,114,211	
Need Assessment	533,390	
Meeting / Workshop	212,230	
Nebulizer	17,000	
Total	222,078,363	163,369,090

27 Administrative expenses

Travel, lodging and per diem	5,655,109	6,283,376
House rent/office rent	6,742,864	6,032,914
Contribution to project	-	2,426,234
Grant refund	10,917	2,235,704
Fuel and maintenance	2,816,908	1,975,065
Communication	1,716,660	1,781,201
Audit fee/monitoring	853,495	1,075,500
Electricity and other utilities	904,851	1,059,660
Stationery	916,627	1,056,197
Photocopy	166,828	598,456
Office repair and maintenance	813,592	544,307
Project writing	328,943	493,986
Consultancy	302,000	462,500
External and internal monitoring	336,885	457,172
Loan processing cost	-	454,896
Miscellaneous/cleaning materials	376,998	437,840
Staff meeting and refreshment	380,744	406,644
Jeep repair	179,967	334,494
Central management cost	429,762	324,000
TRM cost	18,000	320,444



Particulars	2020	2019
	BDT	BDT
VAT and Tax payment	155,038	298,352
Entertainment	182,017	274,093
BC active citizen	77,000	257,710
Repair and maintenance	66,401	209,676
Tala library	150,742	208,421
Assessment cost	76,285	194,986
Fuel for jeep	189,985	189,165
Legal expenses	234,829	188,723
Project approval	154,358	183,070
Scholarship (MC)	255,200	170,400
Project support cost	125,660	158,500
Income tax payment	371,215	155,332
Day observation	88,704	152,600
Court case support	55,435	151,750
News paper	100,018	148,783
Dhaka office expenses	353,557	145,395
Security expenses	-	136,106
DG/DC/UNO meeting	93,290	135,130
Internet/email bill	113,660	125,840
Field visit cost	72,479	121,932
Printing cost for office papers	50,935	118,450
Meeting with local people	40,428	115,725
EWG cost	24,331	104,441
Gowdown repair	-	102,288
Meeting with EU	-	101,000
Consumables office supplies	-	98,875
Medical support	64,922	90,557
Annual report	71,000	90,000
Tree sale support	18,000	85,000
Web site bill	-	81,006
Land case support	63,005	77,400
Administrative expenses	20,532	73,225
Wi-Fi expenses	24,200	67,807
Printing consumables and stationary	-	65,302
Publication	86,938	60,300
Tala office cost	38,388	60,000
IT consultancy	-	55,000
Meeting with SEIP Project	-	52,237
FDMNs IRW video documents	-	50,000
Registration/Renewal/MRA annual/Credit rating fee	260,448	63,900
Jeep tyre and repair	-	44,650
Meeting	-	44,425
EC/GB meeting	10,000	43,440
Internet bill	45,900	43,384
Online charge	29,757	43,195
Training with British council	-	42,171
Jeep tax paid	-	40,000
Postage and courier	48,912	39,988
CC TV connection	-	36,650
Staff orientation meeting	-	36,200
Motorcycle maintenance cost	31,840	31,504
Jari mamla	-	27,978
Jeep renewal	-	25,703
Student stipend (Shishutirtho)	10,000	25,000
Advertisement	39,637	25,000
Fuel for generator	14,209	24,451
Tax hearing	65,086	20,000
AC repair	33,190	17,900

Particulars	2020	2019
	BDT	BDT
Water bill	9,040	17,262
Rebet expenses	182,653	-
Social activities	-	15,700
Printing cost for office papers	-	15,168
Meeting with global giving	-	14,235
Advertisement	-	13,873
Partnership coordination meeting monthly	27,269	13,560
Tonner for Printer	5,250	13,700
Computer repair and maintenance	18,700	13,300
Office supplies and maintenance	576,598	12,387
Cheque received (PD office)	-	12,260
Monthly staff coordination meeting	-	11,685
Water tank (TO)	-	9,992
Agreement signature	-	8,620
Mela/fair attend	-	7,770
Training and staff development	76,680	6,595
Fan repair	-	5,965
Fishing net	-	5,950
Food cost (Dhaka)	7,897	5,000
Press bill	12,000	4,500
Staff recruitment cost	32,872	3,600
Dish bill	13,800	3,300
Meeting with BC Prodigy Project	-	2,800
Anti virus software	1,900	2,000
Dhol safer	-	2,000
Donation (District)	-	2,000
Camera repair	-	1,200
Bi-cycle maintenance cost	-	475
Carrying cost	-	120
Online Charges	-	-
Recruitment Cost	-	-
Vest & Caps	21,000	-
WATSAN Cost	5,000	-
ADAB Subscription	4,000	-
Meeting with HDF-MSF	12,126	-
Video documents (Start Fund)	35,000	-
Land fence Jatpur	71,264	-
Membership fees (RAA)	50,000	-
Journalist Meeting	2,000	-
Meeting with UNDP	6,180	-
Board approval (SWA)	8,500	-
Nebulizer purchase (SF)	103,002	-
Road Making (IDRT)	65,665	-



Particulars	2020	2019
	BDT	BDT
Cheque processing cost	16,000	-
Ramu office admin cost	3,000	-
Office shifting cost	54,250	-
Corona relief 2020	518,020	-
PPE Purchase	117,500	-
Sweden Tour	330,000	-
Data entry	15,600	-
Mango carry	5,000	-
DNFE-BLP Project Cost	31,870	-
Mega intex calculation	3,200	-
Organizational ID Card	5,300	-
Inception Meeting Cost (ROSC)	7,293	-
Samokal school	20,000	-
Mango Purchase	4,300	-
Gift Purchase	12,670	-
Wages Paid	2,950	-
Gas for Fuel	26,944	-
Policy Development Meeting	17,612	-
Toiletries	300	-
Panni Committee	5,500	-
Survey Cost	1,600	-
Field Study	3,187	-
Book binding	5,000	-
Stamp purchase	15,865	-
Staff security	457,047	-
Office Supplies & Maintenance	6,917	-
Bi cycle maintenance cost	1,390	-
Total	29,995,392	34,815,723

28 Bank charge

Micro Credit Program (MCP)	224,845	379,587
Uttaran general fund	66,028	101,822
Forcibly displaced myanmar national (FDMN)	-	19,147
SEIP Project	9,711	10,107
SAFAL Project	7,525	9,424
SIMAVI WASH Project	7,380	8,428
River Basin Project	5,082	5,781
ROSC Project	-	5,223
IDCOL Biogas and Bio-fertilizer Program	6,025	4,898
OPTION Project	-	4,743



Particulars	2020	2019
	BDT	BDT
SFP Project	10,131	4,512
Community Based Disaster Risk Reeducation (CBDRR) in FDMN	-	4,255
VSP Project	2,912	2,918
ASIA Project	1,395	2,724
UMIMCC	862	2,524
VGD Project	3,214	2,327
PRODIGY Project	840	1,989
Connecting Class Room Programme	910	1,871
IDCOL Project	-	1,780
Food Distribution for Forcibly Displaced Myanmar National (FDMN) and Host Communities in Cox's Bazar, Bangladesh	-	1,770
Supporting Livelihood in FDMNs and Host Communities in Cox's Bazar Education Project	-	1,443
Community Based Disaster Risk Reeducation (CBDRR) in FDMN	1,150	1,163
Community Based Disaster Risk Reeducation (CBDRR) in FDMN Camps in Cox's Bazar	-	1,006
APROTIRODHO Project	-	926
Ramadan Support for Forcibly Displaced Myanmar National (FDMN) in Cox's Bazar, Bangladesh	11,175	1,390
Community Based Disaster Risk Reeducation (CBDRR) in FDMN Camps in Cox's Bazar	-	465
Quarbani Programme for FDMNs in Cox's Bazar, Bangladesh	-	460
Scaling up inclusive resilience amongst Water Communities in South Western Bangladesh Project	-	410
Active Citizen Youth Leder Training	-	365
FCLSP	1,182	-
Ramadan Support for FDMNs in Cox's Bazar-2020 under Cox's Bazar, Emergency & Resilience Assistance for Forcibly Displaced Myanmar	4,140	-
Staff Reserve Fund	10	-
	25,359	-
	1,454	-
Total	391,330	583,458

29 Others

29.1 Figures relating to the previous year included in this report have been rearranged, wherever considered necessary, to make them comparable with those of the current year without, however, creating any impact on the operating result and value of assets and liabilities as reported in the financial statements for the current year.

29.2 Figures in these notes and in the annexed financial statements have been rounded to the nearest BDT.

29.3 These notes form an integral part of the annexed financial statements and accordingly are to be read in conjunction therewith.

For and on behalf of Governing Body of Uttaran


Coordinator (Accounts and Finance)


Director

Dhaka, Bangladesh
Dated, 11 November 2020



Uttaran

Details of consolidated property, plant and equipment
As at 30 June 2020

Annex A
1/10

Particulars	Cost				Rate (%)	Depreciation				Written down value at 30 June BDT
	Balance at 1 July BDT	Addition during the year BDT	Disposal/ Adjustment during the year BDT	Total at 30 June BDT		Upto 1 July BDT	Adjustment during the year BDT	Charge for the year BDT	Total to 30 June BDT	
General Fund										
Land	60,980,524	3,660,000	-	64,640,524	-	-	-	-	-	64,640,524
Motor cycle	6,476,470	-	-	6,476,470	20	6,392,530	-	83,940	6,476,470	-
Furniture and fixture	4,415,430	-	-	4,415,430	10	4,415,429	-	1	4,415,430	-
Trade school furniture	385,000	-	-	385,000	10	154,000	-	38,500	192,500	192,500
Trade school equipment	315,000	-	-	315,000	10	126,000	-	31,500	157,500	157,500
Tailoring machine	21,320	-	-	21,320	20	17,056	-	4,264	21,320	-
Gas silinder	71,350	-	-	71,350	20	57,080	-	14,270	71,350	-
Construction fan	1,476,099	-	-	1,476,099	5	773,773	-	73,805	847,578	628,521
Microbus, car and minibus	55,490	-	-	55,490	20	55,490	-	-	55,490	-
Jeep	1,051,219	-	-	1,051,219	20	1,051,219	-	210,244	1,261,463	-
Library book	3,980,280	-	-	3,980,280	20	796,056	-	796,056	1,592,112	2,388,168
Building	27,463	-	-	27,463	5	18,393	-	1,373	19,766	7,697
Training centre building	24,495,089	-	-	24,495,089	5	12,016,422	-	1,224,754	13,241,176	11,253,913
Bi-cycle	46,037,207	-	-	46,037,207	5	24,097,320	-	2,301,860	26,399,180	19,638,027
Fishing net	237,670	-	-	237,670	20	237,670	-	-	237,670	-
Deep Tubewell	40,000	-	-	40,000	10	40,000	-	-	40,000	-
Pond	30,000	-	-	30,000	20	30,000	-	-	30,000	-
Office equipment	154,350	-	-	154,350	5	121,422	-	7,718	129,140	25,211
Computer and printer	1,652,511	-	-	1,652,511	20	1,652,511	-	-	1,652,511	-
Generator and IPS	3,160,655	110,000	-	3,270,655	20	3,160,655	-	110,000	3,270,655	-
Engine purchase (Pajero)	92,000	-	-	92,000	20	92,000	-	-	92,000	-
Land rent/ Dakhila cost	90,000	-	-	90,000	20	90,000	-	-	90,000	-
Mobile set	105,000	-	-	105,000	20	105,000	-	-	105,000	-
Multimedia	213,605	-	-	213,605	20	128,437	-	42,721	171,158	42,447
Office station (siting box)	223,000	-	-	223,000	20	223,000	-	-	223,000	-
Photostat	478,720	-	-	478,720	20	478,720	-	-	478,720	-
Transformer Installation	130,000	-	-	130,000	20	130,000	-	-	130,000	-
IDRT Construction	587,578	-	-	587,578	20	587,578	-	117,516	705,094	-
Boat	171,421	-	-	171,421	20	171,421	-	34,284	205,705	-
TV	29,500	-	-	29,500	20	29,500	-	-	29,500	-
Air conditioner	48,400	-	-	48,400	20	48,400	-	-	48,400	-
Internet modem	1,194,034	-	-	1,194,034	20	1,051,634	-	142,400	1,194,034	-
Scanner	25,215	-	-	25,215	20	25,215	-	-	25,215	-
Croceries	5,770	-	-	5,770	20	5,770	-	-	5,770	-
Freeze	6,245	-	-	6,245	20	6,245	-	-	6,245	-
Glass for Partition	66,640	-	-	66,640	20	66,640	-	-	66,640	-
Guard Room	60,000	-	-	60,000	20	60,000	-	-	60,000	-
Total General Fund	-	79,250	-	79,250	10	-	-	7,925	7,925	71,325
	158,590,255	3,849,250	-	162,439,505		58,512,586	-	5,243,131	63,755,717	99,045,833



Details of consolidated property, plant and equipment
As at 30 June 2020

Particulars	Cost				Rate (%)	Depreciation				Written down value at 30 June BDT
	Balance at 1 July BDT	Addition during the year BDT	Disposal/ Adjustment during the year BDT	Total at 30 June BDT		Upto 1 July BDT	Adjustment during the year BDT	Charge for the year BDT	Total to 30 June BDT	
Micro Credit										
Land and development	25,323,256	-	-	25,323,256	-	-	-	-	-	25,323,256
Furniture and fixture	1,275,879	11,535	-	1,287,414	10	499,538	-	128,741	628,279	659,135
Office building	306,956	-	-	306,956	5	143,252	-	15,348	158,600	148,356
Computer & accessories	532,573	95,150	-	627,723	20	159,964	-	125,545	285,509	342,214
Computer software	280,000	-	-	280,000	20	128,886	-	56,000	184,886	95,114
Office equipment	461,118	72,560	-	533,678	20	208,841	-	106,736	315,577	218,101
Total micro credit	28,179,782	179,245	-	28,359,027		1,140,481	-	432,370	1,572,851	26,786,176

Projects

SEMPTI										
Furniture and fixture	1,781,054	-	-	1,781,054	10	1,511,658	-	178,105	1,689,763	91,291
Book self and file cabinet	52,756	-	-	52,756	10	52,756	-	4,774	57,530	(4,774)
Modem	72,000	-	-	72,000	20	72,000	-	-	72,000	-
Mobile phone set	40,600	-	-	40,600	20	40,600	-	-	40,600	-
Computer and equipment	1,202,141	-	-	1,202,141	20	1,202,141	-	-	1,202,141	-
Laptop	212,100	-	-	212,100	20	212,100	-	-	212,100	-
Electric fan	12,740	-	-	12,740	20	12,740	-	-	12,740	-
Photo scanner	39,288	-	-	39,288	20	39,288	-	-	39,288	-
Vehicles	8,608,039	-	-	8,608,039	20	8,608,039	-	-	8,608,039	-
Sub total	12,020,718	-	-	12,020,718		11,751,322	-	182,879	11,934,201	86,517

APAR										
Bi-cycle	384,440	-	-	384,440	20	384,440	-	-	384,440	-
Furniture and fixture	263,894	-	-	263,894	10	256,698	-	26,389	283,087	(19,193)
Modem	12,000	-	-	12,000	20	12,000	-	-	12,000	-
Motor cycle	322,800	-	-	322,800	20	322,800	-	-	322,800	-
Computer and printer	119,000	-	-	119,000	20	119,000	-	-	119,000	-
Sub total	1,102,134	-	-	1,102,134		1,094,938	-	26,389	1,121,327	(19,193)

REOPA										
Bi-cycle	6,400	-	-	6,400	20	6,400	-	-	6,400	-
Furniture and fixture	54,960	-	-	54,960	10	54,960	-	4,973	59,933	(4,973)
Computer and printer	71,860	-	-	71,860	20	71,860	-	-	71,860	-
fan	6,600	-	-	6,600	20	6,600	-	-	6,600	-
White and display board	45,000	-	-	45,000	10	45,000	-	4,072	49,072	(4,072)
Sub total	184,820	-	-	184,820		184,820	-	9,045	193,865	(9,045)



Details of consolidated property, plant and equipment
As at 30 June 2020

Particulars	Cost				Rate (%)	Depreciation				Written down value at 30 June BDT
	Balance at 1 July BDT	Addition during the year BDT	Disposal/ Adjustment during the year BDT	Total at 30 June BDT		Upto 1 July BDT	Adjustment during the year BDT	Charge for the year BDT	Total to 30 June BDT	
FASHOL										
Office equipment	15,395	-	-	15,395	20	15,395	-	-	15,395	-
Sub total	15,395	-	-	15,395		15,395	-	-	15,395	-
Trocaire -Water Logging										
Computer and printer	116,500	-	-	116,500	20	116,500	-	-	116,500	-
Motor cycle	218,000	-	-	218,000	20	218,000	-	-	218,000	-
Photo coppier	125,000	-	-	125,000	20	125,000	-	-	125,000	-
Furniture and fixture	114,460	-	-	114,460	10	114,460	-	10,358	124,818	(10,358)
Sub total	573,960	-	-	573,960		573,960	-	10,358	584,318	(10,358)
SALE										
Vehicles	5,219,168	-	-	5,219,168	20	5,219,168	-	-	5,219,168	-
Computer (desktop)	94,024	-	-	94,024	20	94,024	-	249	94,273	(249)
Laptop	532,331	-	-	532,331	20	532,331	-	62,754	595,085	(62,754)
Photocopier	123,000	-	-	123,000	20	123,000	-	-	123,000	-
Accounting software	199,850	-	-	199,850	20	199,850	-	22,700	222,550	(22,700)
Multimedia with laptop	291,500	-	-	291,500	20	291,500	-	-	291,500	-
Internet modem	16,410	-	-	16,410	20	16,410	-	3,282	19,692	(3,282)
Office equipment	328,626	-	-	328,626	20	295,954	-	65,725	361,679	(33,053)
Digital camera	80,270	-	-	80,270	20	64,216	-	16,054	80,270	-
Electric fan	1,420	-	-	1,420	20	1,420	-	284	1,704	(284)
Furniture and fixture	1,405,751	-	-	1,405,751	10	961,639	-	140,575	1,102,214	303,537
Sub total	8,292,350	-	-	8,292,350		7,799,512	-	311,623	8,111,135	181,215
Crab										
Motor cycle	425,100	-	-	425,100	20	425,100	-	-	425,100	-
Furniture and fixture	72,164	-	-	72,164	10	72,164	-	-	72,164	-
Computer and printer	132,000	-	-	132,000	20	132,000	-	-	132,000	-
Sub total	629,264	-	-	629,264		629,264	-	-	629,264	-
Civic awareness										
Motor cycle	902,500	-	-	902,500	20	902,500	-	-	902,500	-
Furniture and fixture	122,200	-	-	122,200	10	122,200	-	-	122,200	-
Ceiling fan	20,550	-	-	20,550	20	20,550	-	-	20,550	-
Cellular phone	22,000	-	-	22,000	20	22,000	-	-	22,000	-
Digital camera	28,490	-	-	28,490	20	28,490	-	-	28,490	-
Computer and printer	128,580	-	-	128,580	20	128,580	-	-	128,580	-
IPS	7,000	-	-	7,000	20	7,000	-	-	7,000	-
Sub total	1,231,320	-	-	1,231,320		1,231,320	-	-	1,231,320	-



Particulars	Cost				Rate (%)	Depreciation				Written down value at 30 June BDT
	Balance at 1 July BDT	Addition during the year BDT	Disposal/ Adjustment during the year BDT	Total at 30 June BDT		Upto 1 July BDT	Adjustment during the year BDT	Charge for the year BDT	Total to 30 June BDT	
AFP										
Bi-cycle	20,500	-	-	20,500	20	20,500	-	-	20,500	-
Sub total	20,500	-	-	20,500		20,500	-	-	20,500	-
DA										
Motor cycle	105,200	-	-	105,200	20	105,200	-	-	105,200	-
Furniture and fixture	20,620	-	-	20,620	10	20,620	-	345	20,965	(345)
Computer	40,000	-	-	40,000	20	40,000	-	-	40,000	-
Digital camera	21,000	-	-	21,000	20	21,000	-	-	21,000	-
Mobile set	8,610	-	-	8,610	20	8,610	-	-	8,610	-
Sub total	195,430	-	-	195,430		195,430	-	345	195,775	(345)
ASEH										
Cellular phone	11,410	-	-	11,410	20	11,410	-	-	11,410	-
Furniture and fixture	60,284	-	-	60,284	10	60,284	-	-	60,284	-
Celling fan	3,700	-	-	3,700	20	3,700	-	-	3,700	-
Computer and printer	61,530	-	-	61,530	20	61,530	-	-	61,530	-
UPS	6,650	-	-	6,650	20	6,650	-	-	6,650	-
Sub total	143,574	-	-	143,574		143,574	-	-	143,574	-
SIDR										
Motor cycle	203,200	-	-	203,200	20	203,200	-	-	203,200	-
Furniture and fixture	210,889	-	-	210,889	10	210,889	-	6,630	217,519	(6,630)
Celling fan	12,000	-	-	12,000	20	12,000	-	-	12,000	-
Computer and printer	184,817	-	-	184,817	20	184,817	-	-	184,817	-
Cellular phone	40,847	-	-	40,847	20	40,847	-	-	40,847	-
Digital camera	2,300	-	-	2,300	20	2,300	-	-	2,300	-
Bedding for staff member	82,536	-	-	82,536	20	82,536	-	-	82,536	-
Gas stove and utensil	15,893	-	-	15,893	20	15,893	-	-	15,893	-
Fire cylinder	9,750	-	-	9,750	10	9,750	-	305	10,055	(305)
File cabinet	24,245	-	-	24,245	20	24,245	-	-	24,245	-
Motor cycle	101,600	-	-	101,600	20	101,600	-	-	101,600	-
Sub total	888,077	-	-	888,077		888,077	-	6,935	895,012	(6,935)
IDRT										
IDRT construction	6,931,627	-	-	6,931,627	10	6,803,990	-	693,163	7,497,153	(565,526)
Sub total	6,931,627	-	-	6,931,627		6,803,990	-	693,163	7,497,153	(565,526)



Particulars	Cost				Rate (%)	Depreciation				Written down value at 30 June BDT
	Balance at 1 July BDT	Addition during the year BDT	Disposal/ Adjustment during the year BDT	Total at 30 June BDT		Upto 1 July BDT	Adjustment during the year BDT	Charge for the year BDT	Total to 30 June BDT	
ASEH										
Motor cycle	352,800	-	-	352,800	20	352,800	-	-	352,800	-
Furniture and fixture	47,590	-	-	47,590	10	38,785	-	4,759	43,544	4,046
Mobile set	14,110	-	-	14,110	20	14,110	-	-	14,110	-
Bicycle	95,160	-	-	95,160	20	95,160	-	-	95,160	-
Computer and printer	131,647	-	-	131,647	20	131,647	-	-	131,647	-
Sub total	641,307	-	-	641,307		632,502	-	4,759	637,261	4,046
Ethnic										
Motor cycle	660,000	-	-	660,000	20	660,000	-	-	660,000	-
Furniture and fixture	486,702	-	-	486,702	10	376,272	-	48,670	424,942	61,760
Digital camera	23,000	-	-	23,000	20	23,000	-	-	23,000	-
Celling fan	45,930	-	-	45,930	20	45,930	-	-	45,930	-
Mobile phone set	33,250	-	-	33,250	20	33,250	-	-	33,250	-
Bicycle	20,000	-	-	20,000	20	20,000	-	-	20,000	-
Computer and printer	115,000	-	-	115,000	20	115,000	-	-	115,000	-
Sub total	1,383,882	-	-	1,383,882		1,273,452	-	48,670	1,322,122	61,760
SIMAVI										
Motor cycle	1,654,232	-	-	1,654,232	20	1,654,232	-	-	1,654,232	-
Furniture and fixture	713,917	-	-	713,917	10	618,792	-	71,392	690,184	23,733
Digital camera	25,900	-	-	25,900	20	25,900	-	-	25,900	-
Celling fan	42,446	-	-	42,446	20	42,446	-	-	42,446	-
Modem for internet cone	3,270	-	-	3,270	20	3,270	-	-	3,270	-
Photo copier	85,280	-	-	85,280	20	85,280	-	-	85,280	-
Bicycle	126,575	-	-	126,575	20	126,575	-	-	126,575	-
Computer and printer	671,367	-	-	671,367	20	671,367	-	-	671,367	-
Sub total	3,322,987	-	-	3,322,987		3,227,862	-	71,392	3,299,254	23,733
PLB										
Office equipment	235,115	-	-	235,115	20	235,115	-	-	235,115	-
Furniture and fixture	82,384	-	-	82,384	10	67,010	-	8,238	75,248	7,136
Sub total	317,499	-	-	317,499		302,125	-	8,238	310,363	7,136
ASIA										
Furniture and fixture	61,862	-	-	61,862	10	54,438	-	6,186	60,624	1,238
Sub total	61,862	-	-	61,862		54,438	-	6,186	60,624	1,238
Legal Aid										
Furniture and fixture	816,617	-	-	816,617	10	380,857	-	81,662	462,519	354,098
Sub total	816,617	-	-	816,617		380,857	-	81,662	462,519	354,098



Particulars	Cost				Rate (%)	Depreciation				Written down value at 30 June BDT
	Balance at 1 July BDT	Addition during the year BDT	Disposal/ Adjustment during the year BDT	Total at 30 June BDT		Upto 1 July BDT	Adjustment during the year BDT	Charge for the year BDT	Total to 30 June BDT	
VGD										
Furniture and fixture	6,390	-	-	6,390	10	4,154	-	639	4,793	1,597
Sub total	6,390	-	-	6,390		4,154	-	639	4,793	1,597
SEST										
Furniture and fixture	161,016	-	-	161,016	10	112,712	-	16,102	128,814	32,202
Sub total	161,016	-	-	161,016		112,712	-	16,102	128,814	32,202
CRP										
Internet modem	7,830	-	-	7,830	20	7,830	-	-	7,830	-
Furniture and fixture	54,827	-	-	54,827	10	39,614	-	5,483	45,097	9,730
Computer	53,111	-	-	53,111	20	53,111	-	-	53,111	-
Laptop	199,840	-	-	199,840	20	199,840	-	-	199,840	-
Motor cycle	480,124	-	-	480,124	20	480,124	-	-	480,124	-
Sub total	795,732	-	-	795,732		780,519	-	5,483	786,002	9,730
Education										
Land	890,300	-	-	890,300	-	-	-	-	-	890,300
Furniture and fixture	61,500	-	-	61,500	10	30,750	-	6,150	36,900	24,600
Sub total	951,800	-	-	951,800		30,750	-	6,150	36,900	914,900
CSISA										
Furniture and fixture	43,893	-	-	43,893	10	26,336	-	4,389	30,725	13,168
Computer	141,900	-	-	141,900	20	141,900	-	-	141,900	-
Laptop	30,500	-	-	30,500	20	30,500	-	-	30,500	-
Digital camera	21,500	-	-	21,500	20	21,500	-	-	21,500	-
Multimedia	75,430	-	-	75,430	20	75,430	-	-	75,430	-
Sub total	313,223	-	-	313,223		295,666	-	4,389	300,055	13,168
ADRRCCA										
Furniture and fixture	65,160	-	-	65,160	10	38,815	-	6,516	45,331	19,829
Computer	83,280	-	-	83,280	20	83,280	-	7,400	90,680	(7,400)
Laptop	53,000	-	-	53,000	20	53,000	-	-	53,000	-
Digital camera	22,568	-	-	22,568	20	22,568	-	-	22,568	-
Motor cycle	310,687	-	-	310,687	20	310,687	-	-	310,687	-
Sub total	534,695	-	-	534,695		508,350	-	13,916	522,266	12,429



Details of consolidated property, plant and equipment
As at 30 June 2020

Particulars	Cost				Rate (%)	Depreciation				Written down value at 30 June BDT
	Balance at 1 July BDT	Addition during the year BDT	Disposal/ Adjustment during the year BDT	Total at 30 June BDT		Upto 1 July BDT	Adjustment during the year BDT	Charge for the year BDT	Total to 30 June BDT	
APARAJEO										
Furniture and fixture	294,644	-	-	294,644	10	178,049	-	29,464	207,513	87,131
printer	59,488	-	-	59,488	20	59,488	-	-	59,488	-
Laptop	192,320	-	-	192,320	20	192,320	-	-	192,320	-
Digital camera	35,820	-	-	35,820	20	35,820	-	-	35,820	-
Motor cycle	275,250	-	-	275,250	20	275,250	-	-	275,250	-
Sub total	857,522	-	-	857,522		740,927	-	29,464	770,391	87,131
SIMAVI										
Laptop	47,775	-	-	47,775	20	38,220	-	9,555	47,775	-
Sub total	47,775	-	-	47,775		38,220	-	9,555	47,775	-
CRPARP										
Furniture and fixture	1,149,025	-	-	1,149,025	10	592,244	-	114,903	707,147	441,878
Computer (desktop)	1,617,840	-	-	1,617,840	20	1,460,670	-	323,568	1,784,238	(166,398)
Scanner	220,845	-	-	220,845	20	182,144	-	44,169	226,313	(5,468)
IPS	94,520	-	-	94,520	20	90,924	-	18,904	109,828	(15,308)
GPS	177,071	-	-	177,071	20	139,742	-	35,414	175,156	1,915
printer	119,681	-	-	119,681	20	116,419	-	23,936	140,355	(20,674)
Motor cycle	3,408,743	-	-	3,408,743	20	3,408,743	-	323,243	3,731,986	(323,243)
Digital camera	896,813	-	-	896,813	20	691,312	-	179,363	870,675	26,138
Multimedia	197,677	-	-	197,677	20	190,040	-	39,535	229,575	(31,898)
Air condition	415,200	-	-	415,200	20	332,160	-	83,040	415,200	-
Freeze	44,500	-	-	44,500	20	44,500	-	8,900	53,400	(8,900)
Electric fan	53,248	-	-	53,248	20	53,248	-	-	53,248	-
Sub total	8,395,163	-	-	8,395,163		7,302,146	-	1,194,975	8,497,121	(101,958)
SAFAL										
Furniture and fixture	995,225	-	-	995,225	10	556,491	-	99,523	656,014	339,211
Computer (desktop)	649,252	-	-	649,252	20	649,252	-	97,042	746,294	(97,042)
Laptop	627,595	-	-	627,595	20	598,518	-	125,519	724,037	(96,442)
printer	290,898	-	-	290,898	20	290,898	-	48,514	339,412	(48,514)
EDGM modem	28,328	-	-	28,328	20	28,328	-	1,000	29,328	(1,000)
Digital camera	104,969	-	-	104,969	20	80,022	-	20,994	101,016	3,953
Electric fan	150,892	-	-	150,892	20	150,892	-	11,458	162,350	(11,458)
Water filter	98,167	-	-	98,167	20	98,167	-	19,633	117,800	(19,633)
Motor cycle	5,829,000	-	-	5,829,000	20	5,829,000	-	572,200	6,401,200	(572,200)
IPS	194,508	-	-	194,508	20	38,902	-	38,902	77,804	116,704
Sub total	8,968,834	-	-	8,968,834		8,320,470	-	1,034,785	9,355,255	(386,421)



Uttaran

Details of consolidated property, plant and equipment
As at 30 June 2020

Annex A
8/10

Particulars	Cost				Rate (%)	Depreciation				Written down value at 30 June BDT
	Balance at 1 July BDT	Addition during the year BDT	Disposal/ Adjustment during the year BDT	Total at 30 June BDT		Upto 1 July BDT	Adjustment during the year BDT	Charge for the year BDT	Total to 30 June BDT	
BGD ECHO HIP										
Laptop	74,896	-	-	74,896	20	59,915	-	14,979	74,894	2
Furniture and fixture	75,005	-	-	75,005	10	22,502	-	7,501	30,003	45,002
Sub total	149,901	-	-	149,901		82,417	-	22,480	104,897	45,004
DIPICHO-VII										
Furniture and fixture	99,873	-	-	99,873	10	59,924	-	9,987	69,911	29,962
Computer (desktop)	55,120	-	-	55,120	20	55,120	-	-	55,120	-
Laptop	52,000	-	-	52,000	20	52,000	-	-	52,000	-
Digital camera	22,880	-	-	22,880	20	22,880	-	-	22,880	-
Motor cycle	157,620	-	-	157,620	20	157,620	-	-	157,620	-
Sub total	387,493	-	-	387,493		347,544	-	9,987	357,531	29,962
CLASSBD										
Internet modem	22,431	-	-	22,431	20	22,431	-	4,486	26,917	(4,486)
Furniture and fixture	551,422	-	-	551,422	10	275,711	-	55,142	330,853	220,569
Computer (desktop)	335,886	-	-	335,886	20	335,886	-	67,177	403,063	(67,177)
Laptop	214,864	-	-	214,864	20	214,864	-	42,973	257,837	(42,973)
Photocopier	82,000	-	-	82,000	20	82,000	-	16,400	98,400	(16,400)
Accounting software	109,200	-	-	109,200	20	109,200	-	21,840	131,040	(21,840)
printer for project office	55,000	-	-	55,000	20	55,000	-	11,000	66,000	(11,000)
Digital camera	74,520	-	-	74,520	20	74,520	-	14,904	89,424	(14,904)
Multimedia	132,000	-	-	132,000	20	132,000	-	26,400	158,400	(26,400)
Cellular phone purchase	9,200	-	-	9,200	20	9,200	-	1,840	11,040	(1,840)
Motor cycle	1,566,850	-	-	1,566,850	20	1,566,850	-	313,370	1,880,220	(313,370)
Bi cycle	189,368	-	-	189,368	20	177,128	-	37,874	215,002	(25,634)
Sub total	3,342,741	-	-	3,342,741		3,054,789	-	613,406	3,668,195	(325,454)
ERF										
Internet modem	1,600	-	-	1,600	20	1,280	-	320	1,600	-
Office equipment	9,850	-	-	9,850	20	7,880	-	1,970	9,850	-
Laptop	52,983	-	-	52,983	20	42,387	-	10,597	52,984	(1)
Printer for project office	12,705	-	-	12,705	20	10,164	-	2,541	12,705	0
Sub total	77,138	-	-	77,138		61,711	-	15,428	77,139	(1)
Switch Asia										
Furniture and fixture	134,473	-	-	134,473	10	80,684	-	13,447	94,131	40,342
Sub total	134,473	-	-	134,473		80,684	-	13,447	94,131	40,342



Particulars	Cost				Rate (%)	Depreciation				Written down value at 30 June BDT
	Balance at 1 July BDT	Addition during the year BDT	Disposal/ Adjustment during the year BDT	Total at 30 June BDT		Upto 1 July BDT	Adjustment during the year BDT	Charge for the year BDT	Total to 30 June BDT	
Land O Lakes										
Computer (desktop)	480,059	-	-	480,059	20	350,220	-	96,012	446,232	33,827
Scanner	4,606	-	-	4,606	20	3,684	-	921	4,605	1
IPD TAB	48,650	-	-	48,650	20	29,190	-	9,730	38,920	9,730
Digital camera	88,200	-	-	88,200	20	52,920	-	17,640	70,560	17,640
Furniture and fixture	36,725	-	-	36,725	10	11,018	-	3,673	14,691	22,034
Motor cycle	1,185,442	-	-	1,185,442	20	711,265	-	237,088	948,353	237,089
Printer for project office	45,120	-	-	45,120	20	36,096	-	9,024	45,120	-
Sub total	1,888,802	-	-	1,888,802		1,194,393	-	374,088	1,568,481	320,321
PRODIGY										
Furniture and fixture	33,996	-	-	33,996	10	13,599	-	3,400	16,999	16,997
Sub total	33,996	-	-	33,996		13,599	-	3,400	16,999	16,997
River Basin										
Motor cycle	965,884	-	-	965,884	20	391,228	-	193,177	584,405	381,479
Digital camera	33,760	-	-	33,760	20	6,752	-	6,752	13,504	20,256
Sub total	999,644	-	-	999,644		397,980	-	199,929	597,909	401,735
CCR										
Internet Modem	-	-	-	-	20	-	-	-	-	-
Furniture and fixture	21,000	-	-	21,000	10	6,300	-	2,100	8,400	12,600
Computer (desktop)	38,000	-	-	38,000	20	22,800	-	7,600	30,400	7,601
Laptop	188,400	-	-	188,400	20	113,040	-	37,680	150,720	37,680
Printer for project Office	17,100	-	-	17,100	20	10,260	-	3,420	13,680	3,420
Sub total	264,500	-	-	264,500		152,398	-	50,800	203,198	61,302
APROTIRODHO										
Laptop	102,900	-	-	102,900	20	20,580	-	20,580	41,160	61,740
Desktop computer with UPS	94,290	-	-	94,290	20	18,858.00	-	18,858	37,716	56,574
Internet (Broad band connection)	4,990	-	-	4,990	20	998.00	-	998	1,996	2,994
Digital camera	10,290	-	-	10,290	20	2,058	-	2,058	4,116	6,174
Motor cycle	238,328	-	-	238,328	20	47,666	-	47,666	95,332	142,996
Printer	23,625	-	-	23,625	20	4,725	-	4,725	9,450	14,175
Sub total	474,423	-	-	474,423		94,885	-	94,885	189,770	284,653



Uttaran

Details of consolidated property, plant and equipment
As at 30 June 2020

Annex A
10/10

Particulars	Cost				Rate (%)	Depreciation				Written down value at 30 June BDT
	Balance at 1 July BDT	Addition during the year BDT	Disposal/ Adjustment during the year BDT	Total at 30 June BDT		Upto 1 July BDT	Adjustment during the year BDT	Charge for the year BDT	Total to 30 June BDT	
UMIMCC										
Laptop	40,000	-	-	40,000	20	8,000	-	8,000	16,000	24,000
Digital camera	10,000	-	-	10,000	20	2,000	-	2,000	4,000	6,000
Internet modem	3,000	-	-	3,000	20	600	-	600	1,200	1,800
Sub total	53,000	-	-	53,000		10,600	-	10,600	21,200	31,800
WASH SDG WAI										
Laptop	134,450	-	-	134,450	20	26,890	-	26,890	53,780	80,670
Desktop computer with UPS	77,400	-	-	77,400	20	15,480.00	-	15,480	30,960	46,440
Smart phone	57,300	-	-	57,300	20	11,460.00	-	11,460	22,920	34,380
Photocopy machine	120,450	-	-	120,450	20	24,090	-	24,090	48,180	72,270
Motor cycle	728,197	-	-	728,197	20	145,639	-	145,639	291,278	436,919
Bi cycle	74,860	-	-	74,860	20	14,972	-	14,972	29,944	44,916
Printer	11,500	-	-	11,500	20	2,300	-	2,300	4,600	6,900
Sub total	1,204,157	-	-	1,204,157		240,831	-	240,831	481,662	722,495
Emergency & Resilience Assistance for Forcibly Displaced Myanmar National (FDMN) in Cox's Bazar, Bangladesh										
Laptop	95,600	20,633	-	116,233	20	19,120	-	23,247	42,367	73,866
Internet modem	5,000	-	-	5,000	20	1,000.00	-	1,000	2,000	3,000
Raincoat & bag	26,100	1,827	-	27,927	20	5,220.00	-	5,585	10,805	17,122
Furniture and fixture	38,620	2,800	-	41,420	10	3,862	-	4,142	8,004	33,416
Printer	60,000	-	-	60,000	20	12,000	-	12,000	24,000	36,000
Sub total	225,320	25,260	-	250,580		41,202	-	45,974	87,176	163,404
Emergency & Resilience Assistance for Forcibly Displaced Myanmar National (FDMN) and Host Community in Cox's Bazar, Bangladesh										
Laptop	52,430	-	-	52,430	20	10,486	-	10,486	20,972	31,458
Internet modem	3,182	-	-	3,182	20	636.00	-	636	1,272	1,910
Raincoat & bag	15,963	-	-	15,963	20	3,193.00	-	3,193	6,386	9,577
Furniture and fixture	63,042	-	-	63,042	10	6,304	-	6,304	12,608	50,434
Digital camera	43,870	-	-	43,870	20	8,774	-	8,774	17,548	26,322
Printer	16,585	-	-	16,585	20	3,317	-	3,317	6,634	9,951
Sub total	195,072	-	-	195,072		32,710	-	32,710	65,420	129,652
Community Based Disaster Risk Reeducation (CBDRR) in FDMN Camps in Cox's Bazar										
Laptop	115,425	-	-	115,425	20	23,085	-	23,085	46,170	69,255
Furniture and fixture	61,353	-	-	61,353	10	6,135	-	6,135	12,270	49,083
Sub total	176,778	-	-	176,778		29,220	-	29,220	58,440	118,338
Community Based Disaster Risk Reeducation (CBDRR) in FDMN Camps in Cox's Bazar										
Laptop	59,300	-	-	59,300	20	11,860	-	11,860	23,720	35,580
Furniture and fixture	70,564	-	-	70,564	10	7,056	-	7,056	14,112	56,452
Sub total	129,864	-	-	129,864		18,916	-	18,916	37,832	92,032
Community Based Disaster Risk Reeducation (CBDRR) in FDMN Camps in Cox's Bazar										
Laptop	-	104,700	-	104,700	20	-	-	20,940	20,940	83,760
Printer	-	16,120	-	16,120	20	-	-	3,224	3,224	12,896
Photocopy machine	-	57,700	-	57,700	20	-	-	11,540	11,540	46,160
Sub total	-	178,520	-	178,520		-	-	35,704	35,704	142,816
Total Projects	69,542,775	203,780	-	69,746,555		61,191,131	-	5,588,907	66,780,038	2,966,518
2020	256,312,812	4,232,275	-	260,545,087		120,844,198	-	11,264,408	132,108,606	128,798,525
2019	246,061,392	10,251,420	-	256,312,812		110,073,636	-	10,770,562	120,844,198	135,468,617



Details of bank balance
As at 30 June 2020

Annex B
1/3

Name of bank and branches	Account no.	2020 BDT
General fund		
1 Dutch - Bangla Bank Limited - Dhanmondi	SND - 1101200000731	3,001
2 Prime Bank Limited - Satkhira Branch	SND - 2202318000528	192,096
3 Jamuna Bank Limited- Satkhira Branch	SND - 1150320000335	8,103
4 National Bank Limited - Satkhira Branch	SND - 102400328790	1,365
5 National Bank Limited - Satkhira Branch	SND - 102400320297	99
Balance as at 30 June 2020		204,664

Micro credit

1 Janata Bank Limited. Tala Branch	CA-1011001040	1,131,979
2 Janata Bank Limited - Tala Branch	CA-1011001032	131,087
3 Sonali Bank Limited- Tala Branch	STD-240000985	463
4 Sonali Bank Limited- Tala Branch	SB-100095188	1,270
5 Sonali Bank Limited- Tala Branch	CD-200022412	3,033
6 Bangladesh Krishi Bank - Tala Branch	SND-05	75,104
8 Agrani Bank Limited - Chuknagar Branch	SD - 0200002149891	7,979
9 Shahjalal Islami Bank Limited- Chuknagar Branch	21	209,651
10 Pubali Bank Limited - Patkelghata Branch	SND - 4431901004366	361,944
11 Janata Bank Limited - Patkelghata Branch	STD - 0100052200291	9,171
12 Janata Bank Limited - Patkelghata Branch	STD - 0100052201246	788
13 Agrani Bank Limited - Kopilmuni Branch	CA - 0200005078072	485,882
14 Sonali Bank Limited - Paikgacha Branch	CA - 2718001017126	143,334
15 Sonali Bank Limited - Paikgacha Branch	STD - 2718004000305	2,691
16 Sonali Bank Limited - Paikgacha Branch	SND - 2718004000316	1,451
17 Sonali Bank Limited - Paikgacha Branch	STD - 2718004000269	689
18 Sonali Bank Limited - Paikgacha Branch	STD - 2718000400588	3,266
19 Agrani Bank Limited - Banka Bazar Branch	CA - 0200005908733	212,050
20 Sonali Bank Limited - Koyra Branch	CA - 001042047	6,475
21 Sonali Bank, Tala Branch	STD-778	35,775
22 Sonali Bank Limited- Tala Branch	STD - 1100000914	993,831
23 SBAC Bank Limited - Satkhira Branch	CA - 0028111002716	111,688
25 Sonali Bank Limited - Kolaroya Branch	CA - 2808001023432	195,845
26 Sonali Bank Limited - Kolaroya Branch	STD - 2808004000269	28,303
29 NCC Bank Limited - Parulia Branch	CA-00940210008425	625,766
30 Sonali Bank Limited - Kulia Bazar Branch	CA - 2813402000138	335
31 Sonali Bank Limited - Parulia Branch	CA - 2816004000145	1,520
32 Bangladesh Krishi Bank - Sakhipur Branch	SB - 15120210003681	287,912
33 A-Arafah Islami Bank Ltd, Nalta Branch	259	111,479
34 Janata Bank Limited- Kaliganj Branch	SB-9319/5	741
35 Janata Bank Limited- Kaliganj Branch	CD-1011011049	1,447
36 Janata Bank Limited- Kaliganj Branch	CD-1031000547	3,114
37 Janata Bank Limited- Kaliganj Branch	STD-1031000356	8,093
38 Janata Bank Limited- Kaliganj Branch	CA- 47131850	255,874
39 Janata Bank Limited- Kaliganj Branch	SB-1021092775	448
40 SBAC Bank Limited - Shyamnagar Branch	CA - 0023111001801	142,931
41 Bangladesh Krishi Bank - Shamnagar Branch	SND - 1515032000151	3,373
42 Sonali Bank Limited - Assasuni Branch	STD - 28012000009093	205,889
43 Sonali Bank Limited - Assasuni Branch	STD-095	42
44 Sonali Bank Limited - Assasuni Branch	SB - 28011000045656	2,140
45 Sonali Bank Limited - Assasuni Branch	SB-240000558	1,641
46 Sonali Bank Limited - Assasuni Branch	SB - 28011000045646	556



Name of bank and branches	Account no.	2020 BDT
---------------------------	-------------	----------

Details of bank balance
As at 30 June 2020

Annex B
2/3

Name of bank and branches	Account no.	2020 BDT
47 Bangladesh Krishi Bank - Chandkhali Branch	CA-132	1,340
48 Southeast Bank Limited - Dumuria Branch	CD - 01061110000465	50,237
50 Pubali Bank Limited-Kayre Bazer Branch	STD-1015577	174,909
51 Brac Bank Ltd, Doulotpur Branch	STD - 62956001	1,950
52 Prime Bank Limited - Doulotpur Branch	CA - 21311070005827	79,474
53 Pubali Bank Limited - Fultala Branch	CA - 4266901006271	146,360
54 Janata Bank, Lakhpur Branch	CA-7733002552	69,365
55 Brac Bank Ltd, Bagerhat Branch	STD - 62956001	144,052
57 SBAC Bank Limited - Morrelgonj Branch,	CA - 0046111000207	166,692
58 Sonali Bank Limited - Morrelgonj Branch	SND - 004000497	605
59 Sonali Bank Limited - Morrelgonj Branch	SND - 004000486	4,082
60 Sonali Bank Limited - Morrelgonj Branch	CA - 001023443	1,281
61 Sonali Bank Limited - Monirampur Branch	CA - 2321833009196	49,228
62 Prime Bank Limited - Jhikorgasa Branch	CA - 5171108005560	33,498
63 Janata Bank Limited - Chachra Branch	CA - 0100065922198	225,718
64 Sonali Bank Limited - Rajgonj Branch	CA - 2329102000893	373,992
65 Sonali Bank Limited - Chaugasa Branch	CA - 2311902000762	94,462
66 Sonali Bank Limited - ChuramonkatiBranch	CA - 2312702000349	80,680
67 One Bank Limited- Satkhira Branch	STD-276	8,195
68 Mercantile Bank Ltd. Satkhira Branch	CA-6017	164,086
74 AB Bank Limited - Satkhira Branch	CA - 4212794739000	1,193
75 Southeast Bank Limited - Jessore Branch	SND-39	1,243
76 Jamuna Bank Ltd.Ring Road Branch	CD-10304	27,398
77 The Premier Bank Limited - Rampura Branch	SND - 0136131000036	863
78 Mutual Trust bank Limited - Gulshan Branch	CA - 00460210007906	70,540
80 Social Islami Bank Ltd, Patkelghata Br,		4,073
81 Sonali Bank,Lalmatia Branch	CA-2001065	2,903
		7,785,469



Name of bank and branches	Account no.	2020 BDT
Details of bank balance As at 30 June 2020		Annex B 3/3

Name of Bank and Branches	Account no.	2020 BDT
Projects		
1 Dutch - Bangla Bank Limited - Khulna Branch	SND - 1201200005742	444,961
2 Dutch - Bangla Bank Limited - Dhanmondi Branch	SND - 1101200000731	24,905,365
3 Shahjalal Islami Bank Limited, Chuknagar Branch	SND- 110613100000003	2,421
4 City Bank Limited, Satkhira Branch	SND- 3102707436001	7,559
5 Prime Bank Limited - Satkhira Branch	SND - 2202312000953	19,277
6 South Bangla Agriculture and Commerce Bank	SND - 0028130000165	9,567
7 Southeast Bank Limited-Satkhira Branch	SND - 2012131000071	13,005
8 One Bank Limited - Satkhira Branch	SND - 0463000000334	3,361
9 Prime Bank Limited - Jhikorgacha Branch	SND - 2517316003227	83,653
10 Southeast Bank Limited - Satkhira Branch	SND - 2012131000019	94,963
11 Southeast Bank Limited - Satkhira Branch	SND - 2012131000013	3,585
12 AB Bank Limited - Satkhira Branch	SND - 4212797492-430	154,588
13 Sonali Bank Limited - Tala Branch	SA - 2820100006459	255,805
14 Krishi Bank Limited - Shyamnagar Branch	SD - 1515-0320000106	1,019
15 Agrani Bank Limited - Kopilmoni Branch	SD - 0200003274698	14,243
16 Krishi Bank Limited - Sakhipur Branch	SD - 1512-0320000118	5,061
17 Janata Bank Limited - Kaligong Branch	SD - 01000046350663	9,485
18 Dutch-Bangla Bank Limited - Satkhira Branch	SND - 1801200000090	76,242
19 Dutch-Bangla Bank Limited - Satkhira Branch	SBD- 1801200001718	2,688
20 Dutch - Bangla Bank Limited - Khulna Branch	SND - 1201200006365	970,083
21 Mercantile Bank Limited, Dhanmondi brance	SND- 110213125176428	29,132
22 Mercantile Bank Limited, Dhanmondi brance	SND- 110213125176638	177,907
23 Mercantile Bank Limited, Dhanmondi brance	SND- 110213124294346	6,304
24 Mercantile Bank Limited, Dhanmondi brance	SND-110213124315785	1,320
25 One Bank Limited - Satkhira Branch	SND - 0463000000356	270,927
26 Southeast Bank Limited - Satkhira Branch	SND - 201213100000029	76,892
27 Jamuna Bank Limited, Satkhira Branch	SND-0115-0320000335	8,103
28 Jamuna Bank Limited, Satkhira Branch	SND-0115-0320000246	2,107
29 Southeast Bank Limited-Satkhira Branch	SND- 201213100000083	2,780
Balance as at 30 June 2020		27,652,403



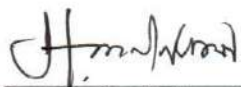
UTTARAN

Programme wise consolidated Statement of Financial Position (Balance Sheet)
As at 30 June 2020

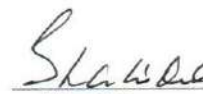
Annexure-C

Particulars	Notes	30.06.2020				30.06.2019
		General BDT	Micro Credit BDT	Projects BDT	Total BDT	Total BDT
PROPERTY AND ASSETS						
Non-current assets						
Property, plant and equipment	1	98,683,788	26,786,176	2,966,518	128,436,482	135,468,615
		98,683,788	26,786,176	2,966,518	128,436,482	135,468,615
Current assets						
Revolving loan fund	2	-	310,189,346	348,317	310,537,663	334,683,310
Loans and advances	3	-	2,776,553	420,200	3,196,753	2,093,334
Investment in FDR	4	300,000	21,667,901	-	21,967,901	34,586,257
Cash and cash equivalents	5	204,664	9,067,208	27,764,531	37,036,403	59,843,112
		504,664	343,701,008	28,533,048	372,738,720	431,206,013
Total		99,188,452	370,487,184	31,499,566	501,175,202	566,674,628
FUND AND LIABILITIES						
Fund and Reserves						
Fund account	6	83,957,601	33,784,687	(5,129,047)	112,613,241	143,417,890
Gratuity fund	7	3,720,759	-	-	3,720,759	3,739,281
Statutory reserve	8	-	5,442,338	-	5,442,338	5,010,104
		87,678,360	39,227,025	(5,129,047)	121,776,338	152,167,275
Non-current liabilities						
		-	-	-	-	-
Current liabilities						
Short term loan from banks	9	-	186,589,199	-	186,589,199	266,402,554
Loan from other organisations	10	35,868,784	4,542,750	8,995,579	49,407,113	29,691,606
Inter-project loan	11	(24,358,692)	-	24,358,692	-	8,497,178
Other liabilities	12	-	-	3,274,342	3,274,342	-
Group members' savings	13	-	118,559,242	-	118,559,242	91,604,321
Security money	14	-	1,963,338	-	1,963,338	1,565,571
Members' loan insurance	15	-	11,086,866	-	11,086,866	7,801,607
Loan loss provision	16	-	8,518,764	-	8,518,764	8,944,516
		11,510,092	331,260,159	36,628,613	379,398,864	414,507,353
Total		99,188,452	370,487,184	31,499,566	501,175,202	566,674,628

These financial statements should be read in conjunction with the annexed notes.
For and on behalf of Governing Body of Uttaran



Coordinator (Accounts and Finance)



Director

Dhaka, Bangladesh
Dated, 11 November, 2020



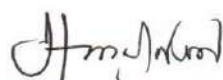
UTTARAN

Programme wise consolidated Income and Expenditure Statement
For the year ended 30 June 2020

Annexure-D

Particulars	Notes	2020				2019
		General	Micro Credit	Projects	Total	Total
		BDT	BDT	BDT	BDT	BDT
Income						
Grant income	17	2,984,172	-	292,828,941	295,813,113	237,704,199
Micro credit income	18	-	55,158,283	-	55,158,283	58,917,675
Other income	19	18,759,921	4,003,705	2,799,514	25,563,140	24,693,680
Bank interest	20	305,629	71,432	183,172	560,233	787,766
Total		22,049,722	59,233,420	295,811,627	377,094,769	322,103,320
Expenditure						
Personnel cost	21	8,913,533	26,685,005	52,826,485	88,425,023	78,367,812
Program cost	23	-	7,277,411	214,800,952	222,078,363	163,369,090
Administrative cost	23	6,824,964	6,965,554	16,204,874	29,995,392	34,815,723
Bank charge	24	66,028	224,845	100,457	391,330	583,458
Interest paid to bank		-	13,325,892	-	13,325,892	26,939,442
Overhead/Management cost		-	-	6,289,952	6,289,952	2,903,937
Loan loss provision		-	-	-	-	1,162,150
Depreciation		5,243,131	432,370	5,588,907	11,264,408	10,770,562
		21,047,656	54,911,077	295,811,627	371,770,360	318,912,174
Surplus for the year		1,002,066	4,322,343	-	5,324,409	3,191,146
Total		22,049,722	59,233,420	295,811,627	377,094,769	322,103,320

These financial statements should be read in conjunction with the annexed notes.
For and on behalf of Governing Body of Uttaran


Coordinator (Accounts and Finance)


Director

Dhaka, Bangladesh
Dated, 11 November, 2020



UTTARAN

Programme wise consolidated Receipts and Payments Statement
For the year ended 30 June 2020

Annexure -E

	2019-2020				2018-19
	General BDT	Micro Credit BDT	Projects BDT	Total BDT	Total BDT
Receipts					
Opening balance					
Cash in hand	-	1,882,385	12,535	1,894,920	2,400,412
Cash at bank	891,662	12,202,224	44,854,306	57,948,192	65,662,387
	891,662	14,084,609	44,866,841	59,843,112	68,062,799
Grant received	2,984,172	-	256,706,365	259,690,537	276,533,882
Income from micro credit program	-	55,158,283	-	55,158,283	58,917,675
Overhead cost received	8,917,258	-	-	8,917,258	2,903,937
Contribution	-	-	1,348,500	1,348,500	4,738,290
IDRT Contribution	-	-	-	-	4,030,165
Shared management cost	9,362,147	-	-	9,362,147	9,834,934
Interest on investment	-	4,003,705	-	4,003,705	2,515,606
Land lease	20,000	-	-	20,000	-
Caw Skin Sale IRW Qurbani Project	11,040	-	-	11,040	-
Net Wages received (IRW Ramadan)	449,476	-	-	449,476	-
ICS sale	-	-	410,490	410,490	299,383
Pass book sale	-	-	40	40	-
Loan form sale	-	-	15	15	-
Members admission fee	-	-	40	40	-
Biogas Plant Sale	-	-	1,026,000	1,026,000	-
Staff security received	-	-	2,974,342	2,974,342	-
House rent received	-	-	-	-	126,000
Reimbursement of expenditures	-	-	-	-	237,090
Service charge received as grant	-	-	14,429	14,429	8,275
Bank interest	305,629	71,432	183,172	560,233	787,766
Realised from revolving loan fund	-	395,157,652	71,995	395,229,647	444,426,382
Advance received/Fund transfer	-	971,138	1,522,728	2,493,866	704,043
Realisation from suspension account	-	-	300,000	300,000	-
Encashment of investment in FDR	-	34,922,061	-	34,922,061	13,718,514
Loan received from banks	-	-	-	-	170,000,000
Loan received from others	84,209,620	-	9,111,181	93,320,801	3,990,000
Inter-project loan	11,658,230	-	13,772,653	25,430,883	25,922,245
Realised from group members savings	-	75,786,852	-	75,786,852	56,424,117
Security money	-	540,323	-	540,323	550,000
Risk fund/Members' loan insurance	-	3,844,030	-	3,844,030	3,160,490
Loan from staff welfare fund	-	1,200,000	-	1,200,000	850,000
Loan from staff provident fund	-	1,672,750	-	1,672,750	1,240,000
Total receipts	117,917,572	573,328,226	287,441,950	978,687,748	1,081,918,794
	118,809,234	587,412,835	332,308,791	1,038,530,860	1,149,981,593
Payments					
Personnel cost	8,913,533	26,685,005	52,826,485	88,425,023	78,367,812
Program cost	-	7,277,411	214,800,952	222,078,363	163,369,090
Administrative cost	6,824,964	6,965,554	16,204,874	29,995,392	34,815,723
Bank charge	66,028	224,845	100,457	391,330	583,458
Overhead/Management cost	-	-	6,289,952	6,289,952	2,903,937
Capital expenditure	3,849,250	179,245	203,780	4,232,275	10,251,420
Paid to revolving loan fund	-	370,683,000	401,000	371,084,000	502,274,080
Interest paid to bank	-	13,325,892	-	13,325,892	26,939,442
Loan and advance	-	1,654,357	1,942,928	3,597,285	1,989,072
Investment	300,000	22,003,705	-	22,303,705	5,315,606
Payment from fund	18,522	-	-	18,522	235,144
Loan refund to banks	-	79,813,355	-	79,813,355	173,235,887
Loan paid to others	84,859,620	-	115,602	84,975,222	3,182,704
Inter-project loan	13,772,653	-	11,658,230	25,430,883	25,922,245
Paid to group members' savings	-	48,831,931	-	48,831,931	57,736,208
Security money refund	-	142,566	-	142,566	123,594
Risk fund	-	558,771	-	558,771	730,108
Provision for expenses payment	-	-	-	-	112,951
Loan refund to staff welfare fund	-	-	-	-	450,000
Loan refund to staff provident fund	-	-	-	-	1,600,000
Total payments	118,604,570	578,345,627	304,544,260	1,001,494,457	1,090,138,481
Cash in hand	-	1,281,739	112,128	1,393,867	1,894,920
Cash at bank	204,664	7,785,469	27,652,403	35,642,536	57,948,192
	204,664	9,067,208	27,764,531	37,036,403	59,843,112
	118,809,234	587,412,835	332,308,791	1,038,530,860	1,149,981,593

For and on behalf of Governing Body of Uttaran

Coordinator (Accounts and Finance)

Director

Dhaka, Bangladesh
Dated, 11 November, 2020



UTTARAN

Notes to the project wise financial statements
for the year ended 30 June 2020

Particulars	2020				2019
	General BDT	Micro Credit BDT	Projects BDT	Total BDT	Total BDT
1 Property, plant and equipment					
Cost					
Opening balance	158,590,255	28,179,782	69,542,775	256,312,812	246,061,392
Add: Addition during the year	3,849,250	179,245	203,780	4,232,275	10,251,420
Closing balance (A)	162,439,505	28,359,027	69,746,555	260,545,087	256,312,812
Depreciation					
Opening balance	58,512,586	1,140,481	61,191,131	120,844,198	110,073,636
Add: Charge for the year	5,243,131	432,370	5,588,907	11,264,408	10,770,562
Closing balance (B)	63,755,717	1,572,851	66,780,038	132,108,606	120,844,198
Written down value (A-B)	98,683,788	26,786,176	2,966,518	128,436,482	135,468,616
Details are shown in Annex A.					
2 Revolving loan fund					
i) Micro credit program					
Opening balance	-	334,663,998	-	334,663,998	276,835,612
Add: Disbursed during the year	-	370,683,000	-	370,683,000	502,234,080
	-	705,346,998	-	705,346,998	779,069,692
Less: Realised during the year	-	395,157,652	-	395,157,652	444,405,694
Closing balance	-	310,189,346	-	310,189,346	334,663,998
ii) IDCOL BIO Gas/VSC					
Opening balance	-	-	19,312	19,312	-
Add: Disbursed during the year	-	-	401,000	401,000	40,000
	-	-	420,312	420,312	40,000
Less: Realised during the year	-	-	71,995	71,995	20,688
Closing balance	-	-	348,317	348,317	19,312
Total	-	310,189,346	348,317	310,537,663	334,683,310
3 Loan and advances					
Opening balance	-	2,093,334	-	2,093,334	808,305
Add: Advance payment during the year	-	1,654,357	1,942,928	3,597,285	1,989,072
	-	3,747,691	1,942,928	5,690,619	2,797,377
Less: Advance adjustment during the year	-	971,138	1,522,728	2,493,866	704,043
Closing balance	-	2,776,553	420,200	3,196,753	2,093,334
4 Investment in FDR					
Opening balance	-	34,586,257	-	34,586,257	42,989,165
Add: Addition during the year	300,000	22,003,705	-	22,303,705	5,315,606
	300,000	56,589,962	-	56,889,962	48,304,771
Less: Encashment during the year	-	34,922,061	-	34,922,061	13,718,514
Closing balance	300,000	21,667,901	-	21,967,901	34,586,257
5 Cash and cash equivalents					
Cash in hand	-	1,281,739	112,128	1,393,867	1,894,920
Cash at bank	204,664	7,785,469	27,652,403	35,642,536	57,948,192
Total	204,664	9,067,208	27,764,531	37,036,403	59,843,112
Details are shown in Annex B.					
6 Fund account					
General fund					
Opening balance	82,955,535	29,468,826	30,993,529	143,417,890	101,699,952
Add: Surplus during the year	1,002,066	4,322,343	-	5,324,409	3,191,146
	83,957,601	33,791,169	30,993,529	148,742,299	104,891,098
Add: Grant received	2,984,172	-	256,706,365	259,690,537	276,533,882
	86,941,773	33,791,169	287,699,894	408,432,836	381,424,980
Less: Transfer to grant income	2,984,172	-	292,828,941	295,813,113	237,704,199
	83,957,601	33,791,169	(5,129,047)	112,619,723	143,720,781
Add: Adjustment for loan loss provision	-	425,752	-	425,752	-
	83,957,601	34,216,921	(5,129,047)	113,045,475	143,720,781
Less: Statutory reserve fund (10% of surplus)	-	432,234	-	432,234	302,891
Closing balance	83,957,601	33,784,687	(5,129,047)	112,613,241	143,417,890



Particulars	2020				2019
	General BDT	Micro Credit BDT	Projects BDT	Total BDT	Total BDT
7 Gratuity fund					
Opening balance	3,739,281	-	-	3,739,281	3,974,425
Less: refund amount	18,522	-	-	18,522	235,144
Closing balance	3,720,759	-	-	3,720,759	3,739,281
8 Statutory reserve					
Opening balance	-	5,010,104	-	5,010,104	4,707,213
Add: Addition during the year	-	432,234	-	432,234	302,891
Closing balance	-	5,442,338	-	5,442,338	5,010,104
9 Short term loan from banks					
(i) Prime Bank Ltd					
Opening balance	-	-	-	-	70,206,524
Add: Received during the year	-	-	-	-	-
Less: Refund during the year	-	-	-	-	70,206,524
Closing balance	-	-	-	-	70,206,524
(ii) One Bank Ltd					
Opening balance	-	20,000,000	-	20,000,000	15,000,000
Add: Received during the year	-	-	-	-	20,000,000
Less: Refund during the year	-	20,000,000	-	20,000,000	35,000,000
Closing balance	-	20,000,000	-	20,000,000	15,000,000
(iii) Mercantile Bank Ltd					
Opening balance	-	125,951,282	-	125,951,282	150,000,000
Add: Received during the year	-	-	-	-	50,000,000
Less: Refund during the year	-	125,951,282	-	125,951,282	200,000,000
Closing balance	-	19,045,998	-	19,045,998	74,048,718
iv) Bangladesh Finance & Investment Company Ltd					
Opening balance	-	25,558,426	-	25,558,426	34,431,917
Add: Received during the year	-	-	-	-	-
Less: Refund during the year	-	25,558,426	-	25,558,426	34,431,917
Closing balance	-	9,390,943	-	9,390,943	8,873,491
v) Jamuna Bank Ltd					
Opening balance	-	14,892,846	-	14,892,846	-
Add: Received during the year	-	-	-	-	20,000,000
Less: Refund during the year	-	14,892,846	-	14,892,846	20,000,000
Closing balance	-	5,000,001	-	5,000,001	5,107,154
(vi) Mutual Trust Bank Ltd					
Opening balance	-	80,000,000	-	80,000,000	-
Add: Received during the year	-	-	-	-	80,000,000
Less: Refund during the year	-	80,000,000	-	80,000,000	80,000,000
Closing balance	-	26,376,413	-	26,376,413	-
Total	-	53,623,587	-	53,623,587	80,000,000
10 Loan from other organisations					
(i) Progoti Construction					
Opening balance	5,464,063	-	-	5,464,063	5,464,063
Less: Refund during the year	650,000	-	-	650,000	-
Less: Transfer to loan and advance	4,814,063	-	-	4,814,063	5,464,063
Add: Transferred from Shishithorho loan	4,814,063	-	-	4,814,063	5,464,063
Closing balance	4,814,063	-	-	4,814,063	5,464,063
(ii) Staff provident fund					
Opening balance	-	1,270,000	-	1,270,000	1,630,000
Add: Received during the year	-	1,672,750	-	1,672,750	1,240,000
Less: Refund during the year	-	2,942,750	-	2,942,750	2,870,000
Closing balance	-	2,942,750	-	2,942,750	1,600,000



Particulars	2020				2019
	General BDT	Micro Credit BDT	Projects BDT	Total BDT	Total BDT
(iii) Loan from others					
Opening balance	22,557,543	-	-	22,557,543	21,750,247
Add: Received during the year	84,209,620	-	9,111,181	93,320,801	3,990,000
	106,767,163	-	9,111,181	115,878,344	25,740,247
Less: Refund during the year	84,209,620	-	115,602	84,325,222	3,182,704
	22,557,543	-	8,995,579	31,553,122	22,557,543
Add: Transfer from others loan account	8,497,178	-	-	8,497,178	-
Closing balance	31,054,721	-	8,995,579	40,050,300	22,557,543
(iv) Loan from staff welfare fund					
Opening balance	-	400,000	-	400,000	-
Add: Received during the year	-	1,200,000	-	1,200,000	850,000
	-	1,600,000	-	1,600,000	850,000
Less: Refund during the year	-	-	-	-	450,000
Closing balance	-	1,600,000	-	1,600,000	400,000
Total	35,868,784	4,542,750	8,995,579	49,407,113	29,691,606
11 Inter-project loan					
Opening balance	(13,747,091)	-	22,244,269	8,497,178	8,497,178
Add: Received during the year	11,658,230	-	13,772,653	25,430,883	25,922,245
	(2,088,861)	-	36,016,922	33,928,061	34,419,423
Less: Payment during the year	13,772,653	-	11,658,230	25,430,883	25,922,245
	(15,861,514)	-	24,358,692	8,497,178	8,497,178
Less: Transfer to Others Loan Account	8,497,178	-	-	8,497,178	-
Closing balance	(24,358,692)	-	24,358,692	-	8,497,178
12 Other liabilities					
(i) Liability for expense					
Opening balance	-	-	-	-	112,951
Add: Provision during the year	-	-	300,000	300,000	-
	-	-	300,000	300,000	112,951
Less: Payment during the year	-	-	-	-	112,951
Closing balance	-	-	300,000	300,000	-
Less: Transfer to Fund Account	-	-	-	-	-
	-	-	300,000	300,000	-
(ii) Staff Security Fund					
Opening balance	-	-	-	-	-
Add: Received during the year	-	-	2,974,342	2,974,342	-
	-	-	2,974,342	2,974,342	-
Less: Payment during the year	-	-	-	-	-
Closing balance	-	-	3,274,342	3,274,342	-
13 Group members' savings					
Opening balance	-	91,604,321	-	91,604,321	92,916,412
Add: Collection during the year	-	75,786,852	-	75,786,852	56,424,117
	-	167,391,173	-	167,391,173	149,340,529
Add: Interest during the year	-	-	-	-	-
	-	167,391,173	-	167,391,173	149,340,529
Less: Refund during the year	-	48,831,931	-	48,831,931	57,736,208
Closing balance	-	118,559,242	-	118,559,242	91,604,321
14 Security money					
Opening balance	-	1,565,571	-	1,565,571	1,489,165
Add: Collection during the year	-	540,323	-	540,323	200,000
	-	2,105,894	-	2,105,894	1,689,165
Less: Refund during the year	-	142,556	-	142,556	123,594
Closing balance	-	1,963,338	-	1,963,338	1,565,571
15 Members' loan insurance					
Opening balance	-	7,801,607	-	7,801,607	5,371,225
Add: Collection during the year	-	3,844,030	-	3,844,030	3,160,490
	-	11,645,637	-	11,645,637	8,531,715
Less: Refund during the year	-	558,771	-	558,771	730,108
Closing balance	-	11,086,866	-	11,086,866	7,801,607



Particulars	2020				2019
	General BDT	Micro Credit BDT	Projects BDT	Total BDT	Total BDT
16 Loan loss provision					
Opening balance	-	8,944,516	-	8,944,516	7,782,366
Add: Addition during the year	-	-	-	-	1,162,150
	-	8,944,516	-	8,944,516	8,944,516
Less: Adjustment during the year	-	425,752	-	425,752	-
Closing balance	-	8,518,764	-	8,518,764	8,944,516
17 Grants income					
Project					
Expense for project	-	-	295,811,627	295,811,627	225,192,587
Less: Bank interest	-	-	183,172	183,172	97,988
	-	-	295,628,455	295,628,455	225,094,599
Less: Other income	-	-	2,799,514	2,799,514	2,970,982
	-	-	292,828,941	292,828,941	222,123,617
	-	-	292,828,941	292,828,941	222,123,617
Other					
Grant received (note 17.1)	2,984,172	-	-	2,984,172	15,580,582
Total	2,984,172	-	292,828,941	295,813,113	237,704,199
17.1 Details of grant received					
Project					
Islamic Relief World (IRW)	-	-	84,169,287	84,169,287	118,568,136
Solidaridad International	-	-	35,978,762	35,978,762	46,015,009
World Food Program (WFP)	-	-	19,585,873	19,585,873	23,788,142
Bangladesh Government	-	-	12,817,298	12,817,298	18,592,227
SIMAVI WASH	-	-	10,186,447	10,186,447	15,686,570
British Council	-	-	8,614,695	8,614,695	10,680,176
Misereor-Germany	-	-	13,466,471	13,466,471	8,922,191
DFID/Manusher Jonno Foundation (MJF)	-	-	10,087,076	10,087,076	7,324,964
Palli Karma Sahayak Foundation	-	-	7,504,199	7,504,199	4,765,232
Deutsche Gesellschaft fur Internationale	-	-	906,355	906,355	2,193,972
IDCOLE	-	-	400,185	400,185	326,835
Save the children	-	-	2,137,000	2,137,000	-
DFID/Start Fund	-	-	29,540,789	29,540,789	-
BSRM	-	-	3,000,000	3,000,000	-
European Commission	-	-	18,311,928	18,311,928	-
Asia Foundation	-	-	-	-	1,825,902
Voluntary Service Overseas (VSO)	-	-	-	-	860,670
World Bank & ArannAyk Foundation	-	-	-	-	895,000
VGD-Govt.	-	-	-	-	508,274
	-	-	256,706,365	256,706,365	260,953,300
Other					
Grant from internal food bank	-	-	-	-	10,284,000
ROSC	-	-	-	-	4,500,000
Mr. Yoshiki Takeshima (Japan)	-	-	-	-	486,570
BC ACYLT	-	-	-	-	250,000
BNPS	-	-	-	-	58,582
Miscellaneous	1,139,335	-	-	1,139,335	1,430
ESUKI KANDA- Japan	386,492	-	-	386,492	-
Crpwed Fund	10,000	-	-	10,000	-
BNPS	157,715	-	-	157,715	-
BLP- Govt.	1,059,150	-	-	1,059,150	-
Dr. Yshikawa	231,480	-	-	231,480	-
	2,984,172	-	-	2,984,172	15,580,582
Total	2,984,172	-	256,706,365	259,690,537	276,533,882
18 Micro credit income					
Service charge collection	-	51,911,326	-	51,911,326	57,868,462
Others (MCP)	-	1,602,499	-	1,602,499	652,293
House rent from employee	-	1,063,080	-	1,063,080	217,890
Pass book sale	-	185,510	-	185,510	79,840
Loan form sale	-	176,615	-	176,615	55,130
Members admission fee	-	161,550	-	161,550	44,060
Recovery of write off loan	-	57,703	-	57,703	-
Total	-	55,158,283	-	55,158,283	58,917,675



Particulars	2020				2019
	General BDT	Micro Credit BDT	Projects BDT	Total BDT	Total BDT
19 Other income					
Shared staff salary received	9,362,147	-	-	9,362,147	9,834,934
Contribution from members	-	-	1,348,500	1,348,500	4,738,290
IDRT contribution	-	-	-	-	4,030,165
Overhead cost received (note 19.1)	8,917,258	-	-	8,917,258	2,903,937
Interest on investment	-	4,003,705	-	4,003,705	2,515,606
ICS sale	-	-	410,490	410,490	299,383
Reimbursement of expenditures	-	-	-	-	237,090
House rent received	-	-	-	-	126,000
Service charge collection	-	-	14,429	14,429	8,275
Land lease	20,000	-	-	20,000	-
Caw Skin Sale IRW Qurbani Project	11,040	-	-	11,040	-
Net Wages received (IRW Ramadan)	449,476	-	-	449,476	-
Pass book sale	-	-	40	40	-
Loan form sale	-	-	15	15	-
Members admission fee	-	-	40	40	-
Biogas Plant Sale	-	-	1,026,000	1,026,000	-
Total	18,759,921	4,003,705	2,799,514	25,563,140	24,693,680
19.1 Overhead cost received					
Emergency & Resilience Assistance for Forcibly Displaced Myanmar National Community Based Disaster Risk Reducation (CBDRR)	2,480,000	-	-	2,480,000	2,437,604
EWG	192,426	-	-	192,426	199,652
OPTION-VSO	-	-	-	-	148,575
Connecting Class Room Programme	685,237	-	-	685,237	60,000
WFP-ICVGD	110,439	-	-	110,439	58,106
Others	2,627,306	-	-	2,627,306	-
Life Saving Action to Support Cyclone Bulbul Af	317,964	-	-	317,964	-
Emergence Response for (COVID-19), Satkhire	190,330	-	-	190,330	-
Transitional Shelter Assistance for the Forcibly I	116,045	-	-	116,045	-
Ramadan Support for FDMNs in Cox's Bazar-2I	449,476	-	-	449,476	-
Quarabani Programme for FDMNs in Cox's Baza	327,103	-	-	327,103	-
Winterization Project for Rohingya Refugees in	517,464	-	-	517,464	-
Livelihood Support for the Host Community of Te	903,468	-	-	903,468	-
Total	8,917,258	-	-	8,917,258	2,903,937
20 Bank interest					
MCP	-	71,432	-	71,432	291,334
General Fund	305,629	-	-	305,629	398,444
APARAJEO and SAFAL	-	-	35,486	35,486	23,513
CBDRR	-	-	-	-	23,620
SEIP and SIMAVI	-	-	23,467	23,467	15,925
Supporting Livelihood in FDMIN	-	-	-	-	8,085
CCR	-	-	105	105	2,048
River Basin and Education	-	-	3,516	3,516	5,896
SALE & ROSC	-	-	-	-	5,378
UMIMCC	-	-	1,644	1,644	5,016
IDCOL and SFP	-	-	4,460	4,460	2,448
ASIA and VSP	-	-	1,193	1,193	2,321
BDEP and PRODIGY	-	-	-	-	1,588
VGD	-	-	11,113	11,113	1,367
IDCOL Biogas and Bio-fertilizer Program	-	-	-	-	783
BGD Cyclone Amphan Response Project	-	-	1,442	1,442	-
Active Citizen Youth Leder Training	-	-	82	82	-
BSRM Water Support Project	-	-	16,976	16,976	-
Emergency & Resilience Assistance for Forcibly Displaced Myanmar National (FDMN)	-	-	80,438	80,438	-
Staff Reserve Fund	-	-	2,351	2,351	-
ICVGD	-	-	899	899	-
Total	305,629	71,432	183,172	560,233	787,766
21 Personnel cost					
Salaries and benefits	8,913,533	24,511,599	52,822,485	86,247,617	78,144,684
Provident fund	-	2,173,406	4,000	2,177,406	223,128
Total	8,913,533	26,685,005	52,826,485	88,425,023	78,367,812

Particulars	2020				2019
	General BDT	Micro Credit BDT	Projects BDT	Total BDT	Total BDT
22 Program cost					
Food support	-	-	-	-	30,379,494
Alternative fuel	-	-	-	-	13,185,518
Cash for work	-	-	18,448,662	18,448,662	12,807,812
Ramadan food pack	-	-	-	-	12,298,771
CBT materials cost	-	-	11,134,812	11,134,812	8,951,476
Facilitation of training session in the PGs on good agriculture and climate smart sustainable farming practices in selected subsectors/commodities	-	-	2,550,855	2,550,855	6,218,021
Interest on savings	-	7,277,411	-	7,277,411	6,215,510
Travel allowance for participants	-	-	-	-	5,299,700
Cow supply	-	-	6,451,600	6,451,600	5,043,000
Shelter up gradation	-	-	-	-	4,011,964
Food support	-	-	-	-	2,612,979
Technical skill training session	-	-	-	-	2,521,273
Annual general meeting of the producer groups	-	-	-	-	2,330,955
Food for participant, ambassadors and project staff	-	-	-	-	2,284,243
BLP centre operational Cost	-	-	-	-	2,115,000
Food coat	-	-	-	-	1,892,326
Tubwell installation	-	-	-	-	1,286,328
BLP centre establishment cost	-	-	-	-	1,224,000
Demonstration and dissemination of innovative and proven climate smart technologies	-	-	1,463,495	1,463,495	1,110,251
Provide life skill training to the adolescents girls based on developed curriculum	-	-	-	-	1,102,454
Provide negotiation skill and leadership development training to the adolescents girls based on developed curriculum	-	-	1,154,899	1,154,899	1,076,392
Collectivizing feasible households in producer groups and formation of executive committee in the producer groups	-	-	-	-	1,018,455
Staff training, meeting, allowance & advocacy and campaign material	-	-	-	-	1,049,435
Training for CNVs on (both new and existing) nutrition, dietary diversity, IYCF, health and hygiene and SRHR (total CNV 130)	-	-	537,227	537,227	923,735
Solar panel	-	-	-	-	879,435
Transportation loding and unloading	-	-	669,454	669,454	810,983
Building and strengthening capacity of LFs, and CLSPs by organizing training, cross visit, refreshers	-	-	594,396	594,396	806,681
Cross visit for LF, LSP, associate, PG members	-	-	1,051,854	1,051,854	780,094
Observer fee	-	-	-	-	705,210
Field facilitator	-	-	-	-	700,000
Training venue and accommodation	-	-	-	-	672,000
Selling and promotional expenses	-	-	-	-	628,550
Bathing space	-	-	-	-	627,272
Capacity enhancement of entrepreneurs on business operations, planning and administration and health and safety for sanitation and waste workers	-	-	-	-	610,000
Establishment of goat shed for selected famers	-	-	-	-	590,000
Dustbin installation	-	-	-	-	581,825
Enhance capacity of responsible organisations (Town Level codination committee, municipality WATSAN committee, government agencies, private sector etc) for awareness raising and demand	-	-	-	-	581,563
Collectivisation of adolescent girls and boys and establishment of adolescent club (include rent and operational cost)	-	-	591,934	591,934	579,843
Transport and distribution	-	-	-	-	557,192
Implementing school WASH programs ensuring proper dissemination of the WASH message through students and teachers	-	-	-	-	554,075
Accessing farmers to ICT based Fertilizer recommendation card in collaboration with DAE, SRDI and private sectors for improving soil health	-	-	329,433	329,433	510,441
Actively advocate with LGIs and other stakeholders for WASH rights at any platform, event and/or official gathering, media	-	-	-	-	508,112



Particulars	2020				2019
	General BDT	Micro Credit BDT	Projects BDT	Total BDT	Total BDT
Equipping adolescent club with required furniture, fixture and equipment	-	-	-	-	499,152
Field facilitator for program implementation	-	-	-	-	496,675
Training provide to PO member and legal aid	-	-	-	-	491,099
Accommodation for participant	-	-	-	-	483,500
National youth summit	-	-	-	-	481,884
Beneficiaries training/meeting /workshop/orientation	-	-	-	-	457,822
Training and guidance of community level organisations and entities to ensure participation in municipal planning and decision-making processes	-	-	45,000	45,000	438,163
Household sanitary latrine	-	-	-	-	435,025
Organise days observation, celebration of relevant national and international days to raise greater awareness	-	-	437,873	437,873	430,384
Regular executive committee meeting and review the progress in business plan/action plan	-	-	311,715	311,715	418,955
ICS production	-	-	609,682	609,682	417,549
Improve water use efficiency in the extensive Bagda farming system through introduction low cost technology	-	-	-	-	411,050
Regular backstopping support to lead farmers, CLSP, PCA through regular planning and	-	-	362,319	362,319	409,622
Strengthening capacity of Safal supported entrepreneurs for business growth	-	-	174,607	174,607	377,101
Duck rearing	-	-	-	-	375,000
Comprehensive and STO training	-	-	-	-	368,242
Establishment and strengthening of multi stakeholder coordination committee (MSCC) at LGI level where WASH demands from the communities are being brought forward	-	-	-	-	342,939
Travel cost	-	-	-	-	327,004
Training materials (hendout, rew arterials etc)	-	-	-	-	318,750
Quarterly meeting of upazila panni committee (31 members in each committee)	-	-	-	-	305,766
Net making	-	-	-	-	300,000
Handicrafts	-	-	-	-	300,000
Small business	-	-	-	-	300,000
Qurbani cost	-	-	247,569	247,569	300,000
Building capacity of new entrepreneurs on business planning and operation	-	-	94,619	94,619	275,013
Capacity enhancing activities aimed at women and social excluded at community level leading to enhanced skills like negotiation, consultation, financial management and decision making (Mother gathering and court yard meeting)	-	-	8,817	8,817	273,500
Training for school children on nutrition, health and hygiene issues in collaboration with the governing bodies of selected schools	-	-	301,230	301,230	271,750
INGO operational cost	-	-	-	-	270,000
On the job support on activities of local responsible organisation	-	-	22,000	22,000	259,302
Workshop venue (with multimedia and other	-	-	-	-	257,100
Snail business	-	-	-	-	250,000
Provisioning of extension services in the input shops	-	-	-	-	249,660
Facilitate annual general meeting of adolescent clubs	-	-	210,886	210,886	248,848
Travel time cost for trainer	-	-	-	-	245,296
Training on roles and responsibility of union parishad Human chain and memorandum submission to ministry of LGED, DPHE and parliament standing committee on WASH for women and PWD friendly	-	-	-	-	234,164
WASH facilities at public places and WASH budget and policy implementation	-	-	-	-	228,134
Head of department	-	-	-	-	227,337
Persuasion meeting with public sector key actors for demand creation and gender and social inclusion	-	-	20,240	20,240	209,170
Reactivation meeting of ward WATSAN committee	-	-	15,526	15,526	209,037

Particulars	2020				2019
	General BDT	Micro Credit BDT	Projects BDT	Total BDT	Total BDT
Revive and conduct TLCC meetings introducing WASH as a priority on the TLCC agenda aiming at linking activities on WASH implemented by different line agencies, local authorities and NGO's	-	-	-	-	208,869
Quarterly meeting of the river basin committee	-	-	248,950	248,950	207,979
Identify and contract consultants who can provide support to the local organizations that provide awareness raising and demand creation activities	-	-	35,000	35,000	205,000
Quarterly meeting with SMC and teachers	-	-	47,083	47,083	206,715
Publication research	-	-	-	-	200,000
Development of a peoples plan	-	-	-	-	200,000
School campaign on integrated and best WASH practice	-	-	53,189	53,189	198,925
Poster on best WASH practices	-	-	25,188	25,188	198,000
Quarterly meeting of union parishad with WASH federation	-	-	17,042	17,042	195,575
Observation of relevant special days like world water day, hand washing day, national sanitation month, MHM Day etc	-	-	-	-	193,700
Citywide "inclusive social mobilisation campaigns" in collaboration with town level coordination committee and WATSAN committee, NGOs, civil society platforms, women's groups including awareness raising at community level leading to behavioural practice generating increased demand for improved WASH facilities and services	-	-	-	-	191,382
Program cost	-	-	-	-	190,829
Increase beneficiaries access to public services	-	-	-	-	186,656
Climate adaptive variety	-	-	-	-	175,000
Dialogue with selected MFIs through workshop/meeting for developing and testing customized financial products and equity for the small holders and micro entrepreneurs	-	-	50,540	50,540	170,470
Bi-monthly meeting of cooperatives	-	-	-	-	163,234
Support model Safal shrimp service centre for expanding their service coverage and up scaling the model in other working areas and other commodities	-	-	53,926	53,926	156,220
Warehouse rental	-	-	168,000	168,000	156,000
Revive and conduct WLCC meetings introducing WASH as a priority on development activities on	-	-	9,020	9,020	155,340
Bi monthly meeting of UMCC	-	-	103,911	103,911	155,190
Accommodation for trainer, ambassador, staff	-	-	-	-	148,220
Facilitating the affected people to process legal/policy/administrative requirement to claim compensation	-	-	184,000	184,000	145,000
Strengthen union WASH federation	-	-	-	-	143,515
Create dialogue between the private sector (meetings, visits) and PWD and women with service	-	-	-	-	142,881
Community gatherings in collaboration with town level coordination committee and WATSAN committee with service providers and financing	-	-	-	-	142,679
Revive and conduct WLCC meetings introducing WASH as a priority on development activities on	-	-	-	-	142,070
Leaflet for group members	-	-	28,128	28,128	140,500
Assist union parishad to develop and publish their WASH plans and budget	-	-	-	-	140,000
Project inception workshop	-	-	-	-	138,324
Wall painting	-	-	-	-	133,380
Dissemination of low cost vermin compost production methodology and promotion of organic	-	-	156,084	156,084	128,686
Travel time food cost	-	-	-	-	123,533
Day observation (international water day, menstrual hygiene day, hand washing day)	-	-	10,079	10,079	119,210
Honorarium for trainer	-	-	-	-	119,000
Capacity enhancement of technical knowledge on menstrual hygiene products	-	-	-	-	118,129
Training co-ordinators accommodation, travel food and subsistence	-	-	-	-	114,896



Particulars	2020				2019
	General BDT	Micro Credit BDT	Projects BDT	Total BDT	Total BDT
Align or make local organisations responsible for project related awareness raising and demand creation activities	-	-	-	-	113,679
Training for staff and farmers (e.g. goat rearing, feeding system, housing management, business plan Internship (conveyance, communication monitoring)	-	-	-	-	113,310
Support staff	-	-	-	-	112,500
Support staff for program operation	-	-	-	-	112,000
Logistics (materials as per trainer/ambassadors requirement photocopy, stationeries, computer, camera, furniture, courier, staff travel, Donor travel FTO fees	-	-	-	-	111,546
Visibility	-	-	-	-	108,000
Provide handholding support to some selected CNVs for emerging as "Nutrition Entrepreneurs" by engaging private sectors and linking with local health service providers (Registered Doctors)	-	-	50,996	50,996	104,145
Field Facilitator for program implementation	-	-	-	-	98,075
Assessment of gaps in need for entrepreneurs and start identifying possible new entrepreneurs	-	-	-	-	97,349
Training on leadership and group management	-	-	-	-	94,063
Meeting/workshop	-	-	-	-	93,542
Training on business plan development	-	-	-	-	93,127
Entrepreneurship development training	-	-	-	-	92,886
Program monitoring and reporting	-	-	-	-	92,233
Organise linking and networking with WASH service providers/cooperatives with the stakeholders financial institutes (MFIs, banks), private sector, local administration, Govt. departments to support business cooperatives of waste and sanitation workers	-	-	-	-	91,655
Demonstration plot for water sanitation and hygiene product	-	-	-	-	90,400
Travel cost for staff to attend various meetings outside the working area	-	-	135,518	135,518	83,493
Actively advocate for inclusion of women and socially excluded in LGIs proceeding, planning and policies in particular for WASH rights	-	-	-	-	82,475
International youth day celebration	-	-	-	-	79,705
Workshop with SMC and teachers on menstrual hygiene and promotion of hygiene kit	-	-	-	-	78,975
Packaging cost	-	-	-	-	78,394
Organise a kick-off meeting municipalities	-	-	-	-	77,728
Cloth for female	-	-	-	-	74,869
Orientation to relevant officials of MFIs and lead farmers on the process and procedures of new financial products	-	-	-	-	74,520
Training on marketing	-	-	26,368	26,368	71,391
Labour charge	-	-	-	-	69,502
Cost for M&E	-	-	-	-	69,100
Preparation of training materials for enhancing capacities/skills for communities	-	-	-	-	68,674
Community follow up meeting with youth leaders	-	-	-	-	67,333
Annual general meeting of the upazila panni	-	-	-	-	67,333
Workshop with MFI and entrepreneurs	-	-	65,980	65,980	65,262
Training on gender and PWD sensitisation to union parishad	-	-	-	-	64,985
Human chain and memorandum submission to ministry of LGED, DPHE and parliament standing committee on WASH for women and PWD friendly WASH facilities at public places	-	-	-	-	64,000
Assessment and certification	-	-	-	-	60,031
Job placement cost	-	-	-	-	60,000
UDCC meeting	-	-	-	-	60,000
Household identification, data collection and farmer selection	-	-	-	-	59,420
Monthly meeting	-	-	-	-	58,598
Agricultural extension clinic	-	-	-	-	50,343
Publish four poster on SRBM and peoples issue	-	-	50,000	50,000	50,223
					50,000

Particulars	2020				2019
	General BDT	Micro Credit BDT	Projects BDT	Total BDT	Total BDT
Participatory assessment of knowledge gap of the organisation(s) responsible for awareness raising and demand creation	-	-	-	-	48,000
Staff recruitment and orientation	-	-	-	-	47,880
Inception workshop/meeting	-	-	-	-	47,535
Assess the gap of dalit people on accessing WASH services	-	-	-	-	46,184
Monthly meeting of YCS	-	-	-	-	45,715
Meeting with MSCC to review and lead the WASH service delivery process on quarterly basis	-	-	-	-	45,000
Inception meeting	-	-	-	-	44,838
Training and guidance introducing accountable municipal financing	-	-	-	-	44,240
Bi-annually community day	-	-	-	-	44,110
Mapping and selection of entrepreneur	-	-	-	-	42,300
Workshop for formation the upazila level panni committee	-	-	-	-	40,495
Dialogue session with private sector	-	-	10,022	10,022	40,235
Representation meeting with key actors	-	-	2,274	2,274	40,211
Promotion of micro finance loans for entrepreneurs	-	-	-	-	40,000
Advocacy for TRM	-	-	15,000	15,000	39,970
Program coordination at local level	-	-	8,899	8,899	39,247
Dialogue session with public sector	-	-	6,100	6,100	38,241
Dialogue session with public sector	-	-	-	-	37,062
WASH SDG training manual development	-	-	-	-	37,000
Providing stipend to journalists	-	-	21,200	21,200	37,000
Travel allowance for trainer	-	-	-	-	36,500
Human chain and memorandum submission to ministry of LGED, DPHE and parliament standing committee on WASH for dilit WASH nets and rights	-	-	-	-	36,000
Carry out activities aimed at menstrual hygiene and promotion of hygiene kit	-	-	-	-	35,486
Dialogue with elected representative concerned authorities and other relevant	-	-	-	-	34,991
Workshop with the upazila and district admin and ministry of water resource	-	-	-	-	34,890
Training on dilit sensitisation to UP member	-	-	-	-	33,255
Fodder entrepreneur training for selected farmers and necessary support	-	-	-	-	32,618
Quarterly meeting of the central panni committee	-	-	-	-	32,022
Training on safe water management to water expert in group	-	-	-	-	31,967
Training on good hygiene practice to 66 hygiene	-	-	-	-	31,854
Training on sanitation management and awareness to 66 sanitation expert	-	-	-	-	31,841
Training on gender and PWD sensitisation	-	-	-	-	31,021
Development of financing strategy including: micro financing, CSR governmental financing, private and orivate sector and banks	-	-	-	-	31,000
Workshop with SMC and teachers on menstrual hygiene and promotion of hygiene kit	-	-	-	-	30,153
Strengthen upazila multistakeholder coordination committee (UMCC)	-	-	-	-	30,000
Two breeding female goats (doe) per farming	-	-	-	-	29,048
Manual development on entrepreneurship, demand creation strategy and marketing and business plan development	-	-	-	-	28,000
FGD	-	-	-	-	26,672
Marketing for entrepreneurs	-	-	-	-	25,000
Organised four field visit and situation report	-	-	-	-	25,000
Published news letter (3+3) In bangla (Nodi) and English (rivers and community)	-	-	-	-	25,000
Survey, enlisting and data based of people affected (land owner and user)	-	-	-	-	24,985
Organise four human chain and memorandum submission	-	-	-	-	24,960
Community study visit from Rajshahi	-	-	-	-	24,500
Staff capacity development	-	-	-	-	24,242
Monthly staff meeting	-	-	24,995	24,995	24,139
Three dialogue with elected	-	-	-	-	23,985
Social audit	-	-	-	-	23,852

Particulars	2020				2019
	General BDT	Micro Credit BDT	Projects BDT	Total BDT	Total BDT
Internship	-	-	-	-	22,957
Accreditation card	-	-	-	-	22,500
Capacity development workshop of union WATSAN committee	-	-	-	-	22,401
Reactivating community level entities focused on WASH (Town level coordination committee, WATSAN committee etc)	-	-	-	-	22,385
Honorarium for ambassadors	-	-	-	-	22,100
Bi-monthly meeting of cc	-	-	-	-	21,676
Press conference at districts level	-	-	-	-	20,000
Publish four leaflets on SRBM and peoples issue	-	-	20,000	20,000	20,000
Workshop with the media personnel	-	-	-	-	19,995
Create and strengthen dalit federation	-	-	-	-	19,815
Quarterly overall project coordination meetings	-	-	30,906	30,906	19,602
Capacity development workshop of union WATSAN on dalit issue	-	-	-	-	19,512
Providing stipend to journalists	-	-	-	-	18,800
Local staffing, office set up and orientation on project planning, strategic implementation	-	-	-	-	18,500
Annual general meeting (AGM) of the central panni committee	-	-	18,781	18,781	18,000
Staff development and capacity building	-	-	-	-	15,945
Workshop to strengthen + reorganise the central panni committee	-	-	-	-	15,980
Quarterly coordination meeting with DPE officials at Dhaka	-	-	-	-	15,326
Day observation (international water day, menstrual hygiene day, Hand washing day)	-	-	-	-	15,098
Remuneration	-	-	4,500	4,500	15,000
Training fee	-	-	-	-	14,777
Facilitate one new river basin committee formation meeting	-	-	-	-	14,000
Cordination meeting affected people and administrative officials to discussed problem and remedies to expedite compensation process (One coordination meeting every year)	-	-	13,996	13,996	14,000
Organised four public sharing meeting	-	-	28,605	28,605	13,980
Three exposure visit to TRM basin	-	-	-	-	12,500
Bi weekly city level project coordination meetings	-	-	4,367	4,367	12,311
Field coordinators meeting	-	-	15,400	15,400	11,200
Dialogue session with private sector	-	-	-	-	10,032
Private sector actor meeting	-	-	-	-	9,608
Warehouse electricity bill and maintenance	-	-	-	-	9,600
Training to staff on group leadership and management/safe water management/sanitation/hygiene	-	-	-	-	9,400
Courtyard meeting	-	-	-	-	8,378
Travel allowance for ambassadors	-	-	-	-	8,000
Flip chart for group meeting	-	-	7,184	7,184	7,500
Monthly project coordination meeting	-	-	11,695	11,695	6,845
Community based monitoring	-	-	62,900	62,900	6,715
Training and guidance in the process of introducing PPP arrangements in the municipality	-	-	15,000	15,000	6,599
Quarterly coordination meeting with DPE officials at upazila level	-	-	10,000	10,000	6,000
Wall painting	-	-	-	-	5,000
Kick off meeting	-	-	-	-	4,650
Enabling the community platforms for active lobbying and consequent monitoring that inclusion of women and social excluded are adequately indicated in WASH strategic plans	-	-	21,000	21,000	4,650
Sales and service centre	-	-	-	-	4,585
Quarterly project coordination meeting in district level	-	-	-	-	4,000
Meeting with UMCC on the identified issues	-	-	32,593	32,593	4,000
Travel cost	-	-	-	-	2,825
Reactivation meeting of union WATSAN committee	-	-	-	-	2,500
Yearly project planning adjustment meeting	-	-	60,324	60,324	600
Quarterly meeting of the central panni committee (51 Members)	-	-	31,998	31,998	-
Quarterly project coordination meeting in Dhaka	-	-	7,700	7,700	-
Supporting Financial Institutes for adopting and	-	-	244,973	244,973	-

Particulars	2020				2019
	General BDT	Micro Credit BDT	Projects BDT	Total BDT	Total BDT
Orientation to relevant officials of MFIs and Lead			72,977	72,977	
Organize training/workshop/seminar as defined in			70,706	70,706	
Governance session for new PGs			207,900	207,900	
Unconditional/Multipurpose Cash Support			16,126,500	16,126,500	
Banner, Festun, Beneficiaries Card			25,275	25,275	
Service delivery cost			110,775	110,775	
Active Citizen non residential Training			527,500	527,500	
Community follow up meeting			191,893	191,893	
Social Action project cost			70,000	70,000	
Hygiene Kits			7,393,676	7,393,676	
Leaflet, Miking, Panaflex, Disinfection, NGO network,			754,170	754,170	
Rewashable PPE for doctors nurse cleaners, lab			1,029,727	1,029,727	
Medical Camps and medicine supply to vulnerable			429,857	429,857	
Advocacy for sustainable embankments and			66,400	66,400	
Quarterly meeting of upazila panni committee(31			312,006	312,006	
Three Expouser Visit to TRM Basin			11,975	11,975	
Organize Four Human Chain and Memorandum			51,625	51,625	
Human chain			35,030	35,030	
Workshop with the Upazila & district Admin &			35,050	35,050	
Publication Resurch			50,000	50,000	
Work shop for TRM			24,990	24,990	
Workshop with the media personel			39,980	39,980	
Organized Four Field Visit and Situation Report			50,995	50,995	
Published NewsLetter (3+3) In Bangla (Nodi) and			25,000	25,000	
Covid-19			429,995	429,995	
Warehouse Maintenance/Utilities/Electricity bill			17,948	17,948	
Transport & Distribution			620,965	620,965	
Kitchen Materials			4,421,157	4,421,157	
School Meal			1,702,288	1,702,288	
Tution Fees/Conveyance/Tiffin			795,000	795,000	
Upozila Level Workshop			29,678	29,678	
Students Enlistment			7,600	7,600	
Student Tracking			7,400	7,400	
Orientation-Student/Gurdian			9,986	9,986	
Student Registration/Councelling			55,860	55,860	
Booth Operation Management			11,200	11,200	
Venue Rent			130,000	130,000	
Training Materials			358,700	358,700	
Centre start and Closing			85,260	85,260	
Gurdian Coordination Meeting			9,840	9,840	
OHS Materials			19,001	19,001	
Participants Travel Allowance			1,546,016	1,546,016	
Participants Food Allowance			1,459,311	1,459,311	
Accomodation cost			1,732,501	1,732,501	
Training Room Rent			282,720	282,720	
Training Materials			220,656	220,656	
Base Line Survey			300,000	300,000	
Beneficiaries training /meeting /workshop/orientation			1,481,108	1,481,108	
Training provide to PO member & Legal aid supports			1,238,707	1,238,707	
Increase beneficiaries access to public services			756,615	756,615	
Project inception workshop			5,176	5,176	
Staff Training, Meeting, Allowance & Advocacy and			2,583,116	2,583,116	
Campaign Morjodai Ghorri Samota Equality through			74,178	74,178	
Contingency			149,950	149,950	
Staff development & capacity building			59,373	59,373	
Training Venue & Accommodation			1,040,320	1,040,320	
Fooding Cost			2,818,200	2,818,200	
Training Materials (Handout, Modules, Raw			429,000	429,000	
Assesment & Certification			95,200	95,200	
Internship (Conveyance,communication,monitoring)			178,500	178,500	
Job Placement Cost			95,200	95,200	
Operation Cost:			271,660	271,660	
Wash Campaign			49,741	49,741	
Program monitoring & reporting			7,600	7,600	
Monthly Staff Coordination Meeting			23,226	23,226	
Marketing for Entrepreneurs			960	960	
3 Demonstration Plot for Water Sanitation and			2,473	2,473	
Half yearly Monitoring of Entrepreneurs through			16,500	16,500	
Research and Publication			2,500	2,500	
Issue Based Booklet development			72,000	72,000	
Yearly Project Coordination/ Adjustment Meeting			3,533	3,533	
Organize linking and networking with WASH service			19,471	19,471	
Promotions of loan activities for entrepreneurs			35,000	35,000	

Particulars	2020				2019
	General BDT	Micro Credit BDT	Projects BDT	Total BDT	Total BDT
Capacity enhancement of entrepreneurs on business			118,871	118,871	
Conduct marketing research on behalf of the			25,000	25,000	
Promotion of CSR budget allocation and spenditure			20,000	20,000	
Organize planning process on "Citywide improved			30,000	30,000	
Revive and conduct TLCC metings introducing			12,276	12,276	
Meeting with MSCC to review and lead the WASH			3,492	3,492	
Sensitization on WASH rights on community level,			89,542	89,542	
Observation of relevant special days like World			32,439	32,439	
Preparing WASH related promotion materials,			150,076	150,076	
Preparing materials, papers and other materials for			80,847	80,847	
Facilitating the community platforms (Town Level			18,930	18,930	
Implementing school WASH programs ensuring			39,428	39,428	
Carry out activities aimed at menstrual Hygiene and			4,000	4,000	
Two breeding female goats (doe) per farming			849,848	849,848	
Leaflet/Brochure/Singboard			14,750	14,750	
Develop training module (70 Copies)			49,600	49,600	
Refresher training for farmers (e.g., goat rearing,			16,000	16,000	
One breeding male goats (buck) per farming			68,074	68,074	
Vaccination(six Month after), deworming(four			1,000	1,000	
Feeds and feeding & regular monitoring			93,841	93,841	
Land Support			307,240	307,240	
Water Plant Instalation			1,487,278	1,487,278	
Loos Tools (Assembling tools)			1,170	1,170	
Labour Charge			28,780	28,780	
Bio-gas Plant set up(Chula,lata pipe,gas valve etc)			251,384	251,384	
Signboard & bill board			3,255	3,255	
Sales Promotional Exp.(Per SHS)			31,580	31,580	
Goods Purchess (Inventories)			1,326,715	1,326,715	
Discount to Customer			128,000	128,000	
Sewing & Tailoring Training			481,477	481,477	
Basic business & Accountant training			139,950	139,950	
Sewing machine, accessories & fabrics			1,412,360	1,412,360	
Beneficiary selection & coordination (meeting with			6,500	6,500	
Consultation meeting: formation of CCC committee			20,147	20,147	
4C members traning (2 meeting)			70,000	70,000	
Establishment, equipment & furniture for CCC			2,612,308	2,612,308	
Community Social awarness & friendly activities			300,975	300,975	
Transportation & other logistics cost			480,260	480,260	
Procurement & other processing cost			40,583	40,583	
Visibility, banner, signboard, card, muster roll etc			57,682	57,682	
Support for host community entrepreneurs (market			320,000	320,000	
Consultation meeting for nursery development			20,025	20,025	
Entrepreneur training for nursery development			32,250	32,250	
Nursary materials & start up cost share			350,000	350,000	
Tree plantation in hill site			746,950	746,950	
Consultation meeting with host communities for load			20,000	20,000	
Host community members traning			79,800	79,800	
Social awarness & social relation bulup activities 6			313,950	313,950	
Beneficiary Selection & Coordination meeting cost			8,960	8,960	
Visibility, vedio documentation			98,350	98,350	
Labor charges			280,000	280,000	
Borak Bamboo - each family 9 pic			577,800	577,800	
Signboard, Banner,IEC materials			53,965	53,965	
Community mobilization event			7,110	7,110	
Ramadan Food Packages			10,029,683	10,029,683	
Packiging Cost			307,001	307,001	
Visibility			157,296	157,296	
Labour Charge/ Temp Staff			134,114	134,114	
Staff Training			28,045	28,045	
Warm clothes			16,755,693	16,755,693	
Blankets			7,452,000	7,452,000	
Agricultural Support			5,492,694	5,492,694	
Distribution Cost			153,650	153,650	
Floor Mate			11,175,250	11,175,250	
Hyiegine Kits			19,049,860	19,049,860	
Solor Hariken			15,684,644	15,684,644	
Cooking Fuel			4,122,859	4,122,859	
Latrin Desluge			6,114,211	6,114,211	
Need Assessment			533,390	533,390	
Meeting / Workshop			212,230	212,230	
Nebulizer			17,000	17,000	
Total	-	7,277,411	214,800,952	222,078,363	163,369,090



Particulars	2020				2019
	General BDT	Micro Credit BDT	Projects BDT	Total BDT	Total BDT
23 Administrative expenses					
Travel, lodging and per diem	114,753	505,519	5,034,837	5,655,109	6,283,376
House rent/office rent	429,827	2,298,593	4,014,444	6,742,864	6,032,914
Contribution to project	-	-	-	-	2,426,234
Grant refund	-	-	10,917	10,917	2,235,704
Fuel and maintenance	2,364	830,470	1,984,074	2,816,908	1,975,065
Communication	99,694	478,764	1,138,202	1,716,660	1,781,201
Audit fee/monitoring	370,000	119,000	364,495	853,495	1,075,500
Electricity and other utilities	182,995	356,229	365,627	904,851	1,059,660
Stationery	27,709	285,146	603,772	916,627	1,056,197
Photocopy	5,870	-	160,958	166,828	598,456
Office repair and maintenance	-	586,875	226,717	813,592	544,307
Project writing	328,943	-	-	328,943	493,986
Consultancy	302,000	-	-	302,000	462,500
External and internal monitoring	-	-	336,885	336,885	457,172
Loan processing cost	-	-	-	-	454,896
Miscellaneous/cleaning materials	2,665	335,699	38,634	376,998	437,840
Staff meeting and refreshment	-	153,321	227,423	380,744	406,644
Jeep repair	179,967	-	-	179,967	334,494
Central management cost	-	-	429,762	429,762	324,000
TRM cost	18,000	-	-	18,000	320,444
VAT and Tax payment	155,038	-	-	155,038	298,352
Entertainment	1,961	178,359	1,697	182,017	274,093
BC active citizen	77,000	-	-	77,000	257,710
Repair and maintenance	3,050	-	63,351	66,401	209,676
Tala library	150,742	-	-	150,742	208,421
Assessment cost	76,285	-	-	76,285	194,986
Fuel for jeep	189,985	-	-	189,985	189,165
Legal expenses	-	234,829	-	234,829	188,723
Project approval	154,358	-	-	154,358	183,070
Scholarship (MC)	255,200	-	-	255,200	170,400
Project support cost	125,660	-	-	125,660	158,500
Income tax payment	371,215	-	-	371,215	155,332
Day observation	73,250	-	15,454	88,704	152,600
Court case support	55,435	-	-	55,435	151,750
News paper	24,233	75,785	-	100,018	148,783
Dhaka office expenses	353,557	-	-	353,557	145,395
Security expenses	-	-	-	-	136,106
DG/DC/UNO meeting	93,290	-	-	93,290	135,130
Internet/email bill	101,660	-	12,000	113,660	125,840
Field visit cost	72,479	-	-	72,479	121,932
Printing cost for office papers	50,935	-	-	50,935	118,450
Meeting with local people	40,428	-	-	40,428	115,725
EWG cost	24,331	-	-	24,331	104,441
Gowdown repair	-	-	-	-	102,288
Meeting with EU	-	-	-	-	101,000
Consumables office supplies	-	-	-	-	98,875
Medical support	64,922	-	-	64,922	90,557
Annual report	71,000	-	-	71,000	90,000
Tree sale support	18,000	-	-	18,000	85,000
Web site bill	-	-	-	-	81,006
Land case support	63,005	-	-	63,005	77,400
Administrative expenses	-	-	20,532	20,532	73,225
Wi-Fi expenses	24,200	-	-	24,200	67,807
Printing consumables and stationary	-	-	-	-	65,302
Publication	86,938	-	-	86,938	60,300
Tala office cost	38,388	-	-	38,388	60,000
IT consultancy	-	-	-	-	55,000
Meeting with SEIP Project	-	-	-	-	52,237
FDMNs IRW video documents	-	-	-	-	50,000
Registration/Renewal/MRA annual/Credit rating fee	-	260,448	-	260,448	63,900
Jeep tyre and repair	-	-	-	-	44,650
Meeting	-	-	-	-	44,425
EC/GB meeting	10,000	-	-	10,000	43,440
Internet bill	-	-	45,900	45,900	43,384
Online charge	29,757	-	-	29,757	43,195
Training with British council	-	-	-	-	42,171
Jeep tax paid	-	-	-	-	40,000
Postage and courier	28,949	7,184	12,779	48,912	39,988
CC TV connection	-	-	-	-	36,650
Staff orientation meeting	-	-	-	-	36,200
Motorcycle maintenance cost	654	-	31,186	31,840	31,504
Jari mamla	-	-	-	-	27,978
Jeep renewal	-	-	-	-	25,703
Student stipend (Shishutirtho)	10,000	-	-	10,000	25,000

Particulars	2020				2019
	General BDT	Micro Credit BDT	Projects BDT	Total BDT	Total BDT
Advertisement	-	-	39,637	39,637	25,000
Fuel for generator	14,209	-	-	14,209	24,451
Tax hearing	65,086	-	-	65,086	20,000
AC repair	33,190	-	-	33,190	17,900
Water bill	7,720	-	1,320	9,040	17,262
Rebet expenses	-	182,653	-	182,653	-
Social activities	-	-	-	-	15,700
Printing cost for office papers	-	-	-	-	15,168
Meeting with global giving	-	-	-	-	14,235
Advertisement	-	-	-	-	13,873
Partnership coordination meeting monthly	-	-	27,269	27,269	13,560
Tonner for Printer	5,250	-	-	5,250	13,700
Computer repair and maintenance	18,700	-	-	18,700	13,300
Office supplies and maintenance	65,242	-	511,356	576,598	12,387
Cheque received (PD office)	-	-	-	-	12,260
Monthly staff coordination meeting	-	-	-	-	11,685
Water tank (TO)	-	-	-	-	9,992
Agreement signature	-	-	-	-	8,620
Mela/fair attend	-	-	-	-	7,770
Training and staff development	-	76,680	-	76,680	6,595
Fan repair	-	-	-	-	5,965
Fishing net	-	-	-	-	5,950
Food cost (Dhaka)	7,897	-	-	7,897	5,000
Press bill	12,000	-	-	12,000	4,500
Staff recruitment cost	12,580	-	20,292	32,872	3,600
Dish bill	13,800	-	-	13,800	3,300
Meeting with BC Prodigy Project	-	-	-	-	2,800
Anti virus software	1,900	-	-	1,900	2,000
Dhol safer	-	-	-	-	2,000
Donation (District)	-	-	-	-	2,000
Camera repair	-	-	-	-	1,200
Bi-cycle maintenance cost	-	-	-	-	475
Carrying cost	-	-	-	-	120
Vest & Caps	21,000	-	-	21,000	-
WATSAN Cost	5,000	-	-	5,000	-
ADAB Subscription	4,000	-	-	4,000	-
Meeting with HDF-MSF	12,126	-	-	12,126	-
Video documents (Start Fund)	35,000	-	-	35,000	-
Land fence Jatpur	71,264	-	-	71,264	-
Membership fees (RAA)	50,000	-	-	50,000	-
Journalist Meeting	2,000	-	-	2,000	-
Meeting with UNDP	6,180	-	-	6,180	-
Board approval (SWA)	8,500	-	-	8,500	-
Nebulizer purchase (SF)	103,002	-	-	103,002	-
Road Making (IDRT)	65,665	-	-	65,665	-
Cheque processing cost	16,000	-	-	16,000	-
Ramu office admin cost	3,000	-	-	3,000	-
Office shifting cost	54,250	-	-	54,250	-
Corona relief 2020	518,020	-	-	518,020	-
PPE Purchase	117,500	-	-	117,500	-
Sweden Tour	330,000	-	-	330,000	-
Data entry	15,600	-	-	15,600	-
Mango carry	5,000	-	-	5,000	-
DNFE-BLP Project Cost	31,870	-	-	31,870	-
Mega intex calculation	3,200	-	-	3,200	-
Organizational ID Card	5,300	-	-	5,300	-
Inception Meeting Cost (ROSC)	7,293	-	-	7,293	-
Samokal school	20,000	-	-	20,000	-
Mango Purchase	4,300	-	-	4,300	-
Gift Purchase	12,670	-	-	12,670	-
Wages Paid	2,950	-	-	2,950	-
Gas for Fuel	26,944	-	-	26,944	-
Policy Development Meeting	17,612	-	-	17,612	-
Toiletries	300	-	-	300	-
Panni Committee	5,500	-	-	5,500	-
Survey Cost	1,600	-	-	1,600	-
Field Study	3,187	-	-	3,187	-
Book binding	5,000	-	-	5,000	-
Stamp purchase	15,865	-	-	15,865	-
Staff security	-	-	-	-	-
Office Supplies & Maintenance	-	-	457,047	457,047	-
Bi cycle maintenance cost	-	-	6,917	6,917	-
Total	6,824,964	6,965,554	16,204,874	29,995,392	34,815,723

Particulars	2020				2019
	General BDT	Micro Credit BDT	Projects BDT	Total BDT	Total BDT
24 Bank charge					
Micro Credit Program (MCP)	-	224,845	-	224,845	379,587
Uttaran general fund	66,028	-	-	66,028	101,822
Forcibly displaced myanmar national (FDMN)	-	-	-	-	19,147
SEIP Project	-	-	9,711	9,711	10,107
SAFAL Project	-	-	7,525	7,525	9,424
SIMAVI WASH Project	-	-	7,380	7,380	8,428
River Basin Project	-	-	5,082	5,082	5,781
ROSC Project	-	-	-	-	5,223
IDCOL Biogas and Bio-fertilizer Program	-	-	6,025	6,025	4,898
OPTION Project	-	-	-	-	4,743
SFP Project	-	-	10,131	10,131	4,512
Community Based Disaster Risk Reeducation	-	-	-	-	4,255
VSP Project	-	-	2,912	2,912	2,918
ASIA Project	-	-	1,395	1,395	2,724
UMIMCC	-	-	862	862	2,524
VGD Project	-	-	3,214	3,214	2,327
PRODIGY Project	-	-	840	840	1,989
Connecting Class Room Programme	-	-	910	910	1,871
IDCOL Project	-	-	-	-	1,780
Food Distribution for Forcibly Displaced Myanmar National (FDMN) and Host Communities in Cox's Bazar, Bangladesh	-	-	-	-	1,770
Supporting Livelihood in FDMNs and Host Communities in Cox's Bazar	-	-	-	-	1,443
Education Project	-	-	1,150	1,150	1,163
Community Based Disaster Risk Reeducation (CBDRR) in FDMN	-	-	-	-	1,006
Community Based Disaster Risk Reeducation (CBDRR) in FDMN Camps in Cox's Bazar	-	-	-	-	926
APROTIRODHO Project	-	-	11,175	11,175	1,390
Ramadan Support for Forcibly Displaced Myanmar National (FDMN) in Cox's Bazar, Bangladesh	-	-	-	-	465
Community Based Disaster Risk Reeducation (CBDRR) in FDMN Camps in Cox's Bazar	-	-	-	-	460
Quarbani Programme for FDMNs in Cox's Bazar, Bangladesh	-	-	-	-	410
Scaling up inclusive resilience amongst Water Communities in South Western Bangladesh Project	-	-	-	-	365
Active Citizen Youth Leder Training	-	-	1,182	1,182	-
FCLSP	-	-	4,140	4,140	-
Ramadan Support for FDMNs in Cox's Bazar-2020	-	-	10	10	-
Emergency & Resilience Assistance for Forcibly	-	-	25,359	25,359	-
Staff Reserve Fund	-	-	1,454	1,454	-
Total	66,028	224,845	100,457	391,330	583,458

